




# LAMPIRAN

## Lampiran A. Suku Bunga Korporasi Bank Konvensional

				<a href="#">Perseorangan</a>	<a href="#">Bisnis</a>	<a href="#">Prioritas</a>	<a href="#">Tentang Mandiri</a>	<a href="#">Bantuan</a>
	Kredit Korporasi	Kredit Ritel	Kredit Mikro			Kredit Konsumsi		
					KPR	Non-KPR		
	8.05%	8.30%	11.30%		7.30%	8.80%		



Lampiran B. *Cashflow* Skema 3 Sewa/Call

Tahun	Komponen Biaya														Benefit Langsung	Benefit Tidak Langsung	Cost							
	Cash In		Cash Out		Laba Sebelum Pajak (EBT) (Rp)	Pajak Penghasilan (2%) (Rp)	Laba Setelah Bunga dan Pajak (EAT) (Rp)	Total Free Cash Flow to The Firm (FCFF) (Rp)	Akomodasi Free Cash Flow to The Firm (FCFF) (Rp)	Discount Factor (8.05%)	Present Value (Rp)	Discount Factor (11.12%)	Present Value (Rp)	Benefit Langsung				Benefit Tidak Langsung	Cost					
	Total Revenue	Pengeluaran	Biaya Investasi (Rp)																					
0			Rp. 50.275.000.000				-Rp	50.275.000.000	-Rp	50.275.000.000	1.00	-Rp	50.275.000.000				Rp	50.275.000.000.000						
1	Rp	90.957.781.502	Rp	97.229.860.000	-Rp	6.272.078.498	-Rp	125.441.570	-Rp	6.146.636.928	-Rp	6.146.636.928	0.93	-Rp	5.688.696.833	0.90	-Rp	5.531.530.713	Rp	84.181.195.282	Rp	89.985.987.969	Rp	89.985.987.968.53
2	Rp	94.951.231.601	Rp	97.229.860.000	-Rp	2.278.628.399	-Rp	45.572.568	-Rp	2.233.055.831	-Rp	2.233.055.831	0.86	-Rp	1.912.714.010	0.81	-Rp	1.808.485.853	Rp	81.330.053.850	Rp	83.281.802.840	Rp	83.281.802.839.92
3	Rp	97.955.753.845	Rp	97.229.860.000		725.893.845	Rp	14.517.877	Rp	711.375.968	Rp	711.375.968	0.79	Rp	579.431.616.791	0.73	Rp	518.468.638	Rp	77.652.534.914	Rp	77.077.096.566	Rp	77.077.096.566.33
4	Rp	100.013.308.049	Rp	97.229.860.000		2.783.448.049	Rp	55.668.961	Rp	2.727.779.088	-Rp	2.727.779.088	0.73	Rp	2.001.290.394	0.66	Rp	1.789.123.271	Rp	73.376.789.757	Rp	71.334.656.702	Rp	71.334.656.701.83
5	Rp	102.135.956.697	Rp	97.229.860.000		4.906.096.697	Rp	98.121.934	Rp	4.807.974.764	-Rp	4.807.974.764	0.68	Rp	3.264.662.746	0.59	Rp	2.837.925.666	Rp	69.351.331.738	Rp	66.020.043.222	Rp	66.020.043.222.43
6	Rp	104.228.747.282	Rp	97.229.860.000		6.998.887.282	Rp	139.977.746	Rp	6.858.909.536	-Rp	6.858.909.536	0.63	Rp	4.310.289.570	0.53	Rp	3.643.356.582	Rp	65.499.636.637	Rp	61.101.381.974	Rp	61.101.381.973.56
7	Rp	106.463.118.308	Rp	97.229.860.000		9.233.258.308	Rp	184.665.166	Rp	9.048.593.141	-Rp	9.048.593.141	0.58	Rp	5.262.688.474	0.48	Rp	4.325.491.192	Rp	61.919.263.786	Rp	56.549.173.506	Rp	56.549.173.506.30
8	Rp	108.594.015.868	Rp	97.229.860.000		11.364.155.868	Rp	227.283.117	Rp	11.136.872.751	-Rp	11.136.872.751	0.54	Rp	5.994.667.337	0.43	Rp	4.790.991.448	Rp	58.453.123.642	Rp	52.336.116.156	Rp	52.336.116.155.76
9	Rp	111.027.277.132	Rp	97.229.860.000		13.797.417.132	Rp	275.948.343	Rp	13.521.468.789	-Rp	13.521.468.789	0.50	Rp	6.735.982.172	0.39	Rp	5.234.723.843	Rp	55.310.393.497	Rp	48.436.942.301	Rp	48.436.942.300.56
10	Rp	113.412.900.253	Rp	97.229.860.000		16.183.040.253	Rp	323.660.805	Rp	15.859.379.448	Rp	15.859.379.448	0.46	Rp	6.017.660.727	0.35	Rp	5.525.401.774	Rp	52.289.530.742	Rp	44.828.266.821	Rp	44.828.266.821.44
11	Rp	113.412.900.253	Rp	97.229.860.000		16.183.040.253	Rp	323.660.805	Rp	15.859.379.448	Rp	15.859.379.448	0.43	Rp	6.767.273.154	0.31	Rp	4.972.463.799	Rp	48.393.827.619	Rp	41.488.446.850	Rp	41.488.446.850.01
12	Rp	113.412.900.253	Rp	97.229.860.000		16.183.040.253	Rp	323.660.805	Rp	15.859.379.448	Rp	15.859.379.448	0.39	Rp	6.263.094.080	0.28	Rp	4.474.859.431	Rp	44.788.364.293	Rp	38.397.451.967	Rp	38.397.451.966.69
13	Rp	113.412.900.253	Rp	97.229.860.000		16.183.040.253	Rp	323.660.805	Rp	15.859.379.448	Rp	15.859.379.448	0.37	Rp	5.796.477.631	0.25	Rp	4.027.051.324	Rp	41.451.517.162	Rp	35.536.744.069	Rp	35.536.744.069.13
14	Rp	113.412.900.253	Rp	97.229.860.000		16.183.040.253	Rp	323.660.805	Rp	15.859.379.448	Rp	15.859.379.448	0.34	Rp	5.364.625.295	0.23	Rp	3.624.056.267	Rp	38.363.273.634	Rp	32.889.166.191	Rp	32.889.166.190.77
15	Rp	113.412.900.253	Rp	97.229.860.000		16.183.040.253	Rp	323.660.805	Rp	15.859.379.448	Rp	15.859.379.448	0.31	Rp	4.964.947.057	0.21	Rp	3.261.389.729	Rp	35.505.112.109	Rp	30.438.839.603	Rp	30.438.839.602.75
16	Rp	113.412.900.253	Rp	97.229.860.000		16.183.040.253	Rp	323.660.805	Rp	15.859.379.448	Rp	15.859.379.448	0.29	Rp	4.595.045.865	0.19	Rp	2.935.015.955	Rp	32.859.890.893	Rp	28.171.068.582	Rp	28.171.068.581.91
17	Rp	113.412.900.253	Rp	97.229.860.000		16.183.040.253	Rp	323.660.805	Rp	15.859.379.448	Rp	15.859.379.448	0.27	Rp	4.252.703.253	0.17	Rp	2.641.303.055	Rp	30.411.745.389	Rp	26.072.252.274	Rp	26.072.252.273.86
18	Rp	113.412.900.253	Rp	97.229.860.000		16.183.040.253	Rp	323.660.805	Rp	15.859.379.448	Rp	15.859.379.448	0.25	Rp	3.935.866.037	0.15	Rp	2.376.982.591	Rp	28.145.992.956	Rp	24.129.803.122	Rp	24.129.803.122.50
19	Rp	113.412.900.253	Rp	97.229.860.000		16.183.040.253	Rp	323.660.805	Rp	15.859.379.448	Rp	15.859.379.448	0.23	Rp	3.642.634.000	0.13	Rp	2.139.113.203	Rp	26.049.044.846	Rp	22.332.071.377	Rp	22.332.071.376.68
20	Rp	113.412.900.253	Rp	97.229.860.000		16.183.040.253	Rp	323.660.805	Rp	15.859.379.448	Rp	15.859.379.448	0.21	Rp	3.371.248.496	0.12	Rp	1.925.047.879	Rp	24.108.324.707	Rp	20.668.275.221	Rp	20.668.275.221.36



### Lampiran C. Cashflow Skema 2 Sewa/Call dan 1 Beli

Tahun	Komponen Biaya															
	Cash In		Cash Out		Laba Sebelum Pajak (EBT) (Rp)	Pajak Pendapatan (2%) (Rp)	Laba Setelah Bunga dan Pajak (EAIT) (Rp)	Total Free Cash Flow to The Firm (FCFF) (Rp)	Akumulasi Free Cash Flow to The Firm (FCFF) (Rp)	Discount Factor (8.05%)	Present Value (Rp)	Discount Factor (10.76%)	Present Value (Rp)	Benefit Langsung	Benefit Tidak Langsung	Cost
	Total Revenue	Pengeluaran incl depresiasi	Biaya Investasi (Rp)													
0			Rp 79.689.000.000				-Rp 79.689.000.000	-Rp 79.689.000.000	1.00	-Rp 79.689.000.000	1.00	-Rp 79.689.000.000				Rp 79.689.000.000.00
1	Rp	90.957.781.502	Rp 78.323.327.500		Rp 12.634.454.002	Rp 252.689.080	Rp 12.381.764.922	-Rp 12.381.764.922	0.93	Rp 11.459.291.922	0.90	Rp 11.178.913.797	Rp 84.181.195.282	Rp 142.736.788.524	Rp 78.323.327.500.00	
2	Rp	94.951.231.601	Rp 102.444.327.500		-Rp 7.493.095.899	-Rp 149.861.918	-Rp 7.343.233.981	-Rp 7.343.233.981	0.86	-Rp 6.289.814.308	0.82	-Rp 5.985.789.945	Rp 81.330.053.850	Rp 132.102.534.497	Rp 94.811.964.368.35	
3	Rp	97.955.753.845	Rp 102.444.327.500		-Rp 4.488.573.655	-Rp 89.771.473	-Rp 4.398.802.182	-Rp 4.398.802.182	0.79	-Rp 3.487.065.605	0.74	-Rp 3.237.319.704	Rp 77.652.534.914	Rp 122.260.559.460	Rp 87.748.231.715.27	
4	Rp	100.013.308.049	Rp 102.444.327.500		-Rp 2.431.019.451	-Rp 48.620.389	-Rp 2.382.399.062	-Rp 2.382.399.062	0.73	-Rp 1.747.895.340	0.66	-Rp 1.583.006.584	Rp 73.376.789.757	Rp 113.151.836.613	Rp 81.210.765.122.88	
5	Rp	102.135.956.697	Rp 102.444.327.500		-Rp 308.370.803	-Rp 6.167.416	-Rp 302.203.386	-Rp 302.203.386	0.68	-Rp 205.199.109	0.60	-Rp 181.294.484	Rp 69.351.331.738	Rp 104.721.736.801	Rp 75.160.356.430.24	
6	Rp	104.228.747.282	Rp 102.414.327.500		Rp 1.814.419.782	Rp 36.288.396	Rp 1.778.131.386	-Rp 1.778.131.386	0.63	Rp 1.117.416.862	0.54	Rp 963.088.430	Rp 65.499.636.637	Rp 96.919.700.880	Rp 69.540.348.285.45	
7	Rp	106.463.118.308	Rp 94.379.327.500		Rp 12.083.790.808	Rp 241.675.816	Rp 11.842.114.991	-Rp 11.842.114.991	0.58	Rp 6.887.409.026	0.49	Rp 5.790.934.389	Rp 61.919.263.786	Rp 89.698.936.492	Rp 59.310.044.671.31	
8	Rp	108.594.015.868	Rp 94.271.327.500		Rp 14.322.688.368	Rp 286.455.767	Rp 14.036.234.601	-Rp 14.036.234.601	0.54	Rp 54.077.392.711	0.44	Rp 6.197.079.132	Rp 58.453.123.642	Rp 83.016.137.429	Rp 54.828.482.273.52	
9	Rp	111.027.277.132	Rp 89.663.327.500		Rp 21.363.949.632	Rp 427.278.993	Rp 20.936.670.639	-Rp 20.936.670.639	0.50	Rp 33.140.722.072	0.40	Rp 8.345.667.874	Rp 55.310.393.497	Rp 76.831.223.905	Rp 48.263.263.188.41	
10	Rp	113.412.900.253	Rp 89.663.327.500		Rp 23.749.572.753	Rp 474.991.455	Rp 23.274.581.298	-Rp 23.274.581.298	0.46	Rp 9.866.140.773	0.36	Rp 8.376.303.526	Rp 52.289.530.742	Rp 71.107.102.179	Rp 44.667.527.245.17	
11	Rp	113.412.900.253	Rp 89.663.327.500		Rp 23.749.572.753	Rp 474.991.455	Rp 23.274.581.298	-Rp 23.274.581.298	0.43	Rp 13.408.440.525	0.32	Rp 9.931.375.291	Rp 48.393.827.619	Rp 65.809.442.091	Rp 41.339.682.781.28	
12	Rp	113.412.900.253	Rp 89.663.327.500		Rp 23.749.572.753	Rp 474.991.455	Rp 23.274.581.298	-Rp 23.274.581.298	0.39	Rp 9.191.462.555	0.29	Rp 6.827.889.940	Rp 44.788.364.293	Rp 60.906.471.162	Rp 38.259.771.199.70	
13	Rp	113.412.900.253	Rp 89.663.327.500		Rp 23.749.572.753	Rp 474.991.455	Rp 23.274.581.298	-Rp 23.274.581.298	0.37	Rp 8.506.675.202	0.26	Rp 6.164.581.022	Rp 41.451.517.162	Rp 56.368.784.047	Rp 35.409.320.869.69	
14	Rp	113.412.900.253	Rp 89.663.327.500		Rp 23.749.572.753	Rp 474.991.455	Rp 23.274.581.298	-Rp 23.274.581.298	0.34	Rp 7.872.906.249	0.24	Rp 5.565.710.565	Rp 38.363.273.634	Rp 52.169.166.170	Rp 32.771.236.344.00	
15	Rp	113.412.900.253	Rp 89.663.327.500		Rp 23.749.572.753	Rp 474.991.455	Rp 23.274.581.298	-Rp 23.274.581.298	0.31	Rp 7.286.354.696	0.22	Rp 5.025.018.567	Rp 35.505.112.109	Rp 48.282.430.514	Rp 30.329.695.829.71	
16	Rp	113.412.900.253	Rp 89.663.327.500		Rp 23.749.572.753	Rp 474.991.455	Rp 23.274.581.298	-Rp 23.274.581.298	0.29	Rp 6.743.502.726	0.19	Rp 4.536.853.167	Rp 32.859.890.893	Rp 44.685.266.556	Rp 28.070.056.297.74	
17	Rp	113.412.900.253	Rp 89.663.327.500		Rp 23.749.572.753	Rp 474.991.455	Rp 23.274.581.298	-Rp 23.274.581.298	0.27	Rp 6.241.094.610	0.18	Rp 4.096.111.563	Rp 30.411.745.389	Rp 41.356.100.468	Rp 25.978.765.661.95	
18	Rp	113.412.900.253	Rp 89.663.327.500		Rp 23.749.572.753	Rp 474.991.455	Rp 23.274.581.298	-Rp 23.274.581.298	0.25	Rp 5.776.117.177	0.16	Rp 3.698.186.676	Rp 28.145.992.956	Rp 38.274.965.727	Rp 24.043.281.501.11	
19	Rp	113.412.900.253	Rp 89.663.327.500		Rp 23.749.572.753	Rp 474.991.455	Rp 23.274.581.298	-Rp 23.274.581.298	0.23	Rp 5.345.781.747	0.14	Rp 3.338.918.993	Rp 26.049.044.846	Rp 35.423.383.366	Rp 22.251.995.836.29	
20	Rp	113.412.900.253	Rp 89.663.327.500		Rp 23.749.572.753	Rp 474.991.455	Rp 23.274.581.298	-Rp 23.274.581.298	0.21	Rp 4.947.507.401	0.13	Rp 3.014.553.081	Rp 24.108.324.707	Rp 32.784.251.149	Rp 20.594.165.512.53	



### Lampiran D. Analisa Sensitivitas

Skema		2024	2025	2026	2027	2028	2029	2030	2031	2032	2033
Investasi Kapal	Pendapatan	Rp 90,957,781,502	Rp 94,951,231,601	Rp 97,955,753,845	Rp100,013,308,049	Rp102,135,956,697	Rp104,228,747,282	Rp106,463,118,308	Rp 108,594,015,868	Rp111,027,277,132	Rp 113,412,900,253
	Pengeluaran	Rp 154,227,100,000	Rp 98,659,100,000	Rp 98,659,100,000	Rp 98,659,100,000	Rp 98,659,100,000	Rp 98,629,100,000	Rp 90,594,100,000	Rp 90,486,100,000	Rp 85,878,100,000	Rp 85,878,100,000
	NPM	-71.56%	-5.91%	-2.72%	-0.65%	1.40%	3.37%	12.91%	14.67%	20.65%	22.28%
Sewa Kapal	Pendapatan	Rp 90,957,781,502	Rp 94,951,231,601	Rp 97,955,753,845	Rp100,013,308,049	Rp102,135,956,697	Rp104,228,747,282	Rp106,463,118,308	Rp 108,594,015,868	Rp111,027,277,132	Rp 113,412,900,253
	Pengeluaran	Rp 97,229,860,000	Rp 97,343,860,000	Rp 97,343,860,000	Rp 97,343,860,000	Rp 97,343,860,000	Rp 97,343,860,000	Rp 97,343,860,000	Rp 97,265,860,000	Rp 97,229,860,000	Rp 97,229,860,000
	NPM	-8.90%	-4.52%	-1.38%	0.67%	2.69%	4.61%	6.57%	8.43%	10.43%	12.27%




**Lampiran E. Tarif Kapal Dalam Negeri**

Jenis Kapal	2024		2025		2026		2027		2028		2029		2030		2031		2032		2033	
	Tetap	Varibel	Tetap	Varibel	Tetap	Varibel	Tetap	Varibel	Tetap	Varibel	Tetap	Varibel	Tetap	Varibel	Tetap	Varibel	Tetap	Varibel	Tetap	Varibel
0 s.d 3.500 GT	720,997	4.70	735,417	4.80	750,125	4.89	765,128	4.99	780,431	5.09	796,039	5.19	811,960	5.30	828,199	5.40	844,763	5.51	861,658	5.62
3.501 s.d 8.000 GT	841,163	4.70	857,987	4.80	875,146	4.89	892,649	4.99	910,502	5.09	928,712	5.19	947,287	5.30	966,232	5.40	985,557	5.51	1,005,268	5.62
8.001 s.d 14.000 GT	1,201,662	4.70	1,225,695	4.80	1,250,209	4.89	1,275,213	4.99	1,300,718	5.09	1,326,732	5.19	1,353,267	5.30	1,380,332	5.40	1,407,939	5.51	1,436,097	5.62
14.001 s.d 18.000 GT	1,502,078	4.70	1,532,119	4.80	1,562,761	4.89	1,594,017	4.99	1,625,897	5.09	1,658,415	5.19	1,691,583	5.30	1,725,415	5.40	1,759,923	5.51	1,795,122	5.62
18.001 s.d 26.000 GT	2,403,324	4.70	2,451,390	4.80	2,500,418	4.89	2,550,427	4.99	2,601,435	5.09	2,653,464	5.19	2,706,533	5.30	2,760,664	5.40	2,815,887	5.51	2,872,195	5.62
26.001 s.d 40.000 GT	2,403,324	4.70	2,451,390	4.70	2,500,418	4.89	2,550,427	4.99	2,601,435	5.09	2,653,464	5.19	2,706,553	5.30	2,760,664	5.40	2,815,877	5.51	2,872,195	5.62
40.001 s.d 75.000 GT	2,403,324	4.70	2,451,390	4.80	2,500,418	4.89	2,550,427	4.99	2,601,435	5.09	2,653,464	5.19	2,706,533	5.30	2,760,664	5.40	2,815,877	5.51	2,872,195	5.62
75.000 GT	3,244,487	4.70	3,309,377	4.80	3,375,565	4.89	3,443,076	4.99	3,511,938	5.09	3,582,176	5.19	3,653,820	5.30	3,726,896	5.40	3,801,434	5.51	3,877,463	5.62




**Lampiran F. Tarif Kapal Luar Negeri**

Jenis Kapal	2024		2025		2026		2027		2028		2029		2030		2031		2032		2033	
	Tetap	Varibel	Tetap	Varibel	Tetap	Varibel	Tetap	Varibel	Tetap	Varibel	Tetap	Varibel	Tetap	Varibel	Tetap	Varibel	Tetap	Varibel	Tetap	Varibel
0 s.d 3.500 GT	843,440	162.20	2,627,640	162.20	2,676,300	162.20	2,724,960	162.20	2,773,620	162.20	2,838,500	162.20	2,887,160	162.20	2,952,040	162.20	3,016,920	162.20	3,065,580	162.20
3.501 s.d 8.000 GT	2,562,760	162.20	6,650,200	162.20	6,779,960	162.20	6,909,720	162.20	7,055,700	162.20	7,201,680	162.20	7,347,660	162.20	7,493,640	162.20	7,639,620	162.20	7,785,600	162.20
8.001 s.d 14.000 GT	9,910,420	162.20	10,105,060	162.20	10,299,700	162.20	10,510,560	162.20	10,721,420	162.20	10,932,280	162.20	11,159,360	162.20	11,386,440	162.20	11,613,520	162.20	11,840,600	162.20
14.001 s.d 18.000 GT	12,992,220	-	13,251,740	-	13,511,260	-	13,787,000	-	14,062,740	-	14,338,480	-	14,630,440	-	14,922,400	-	15,230,580	-	15,522,540	-
18.001 s.d 26.000 GT	20,583,180	-	21,004,900	-	21,426,620	-	21,848,340	-	22,286,280	-	22,724,220	-	23,178,380	-	23,648,760	-	24,119,140	-	24,605,740	-
26.001 s.d 40.000 GT	20,583,180	-	21,004,900	-	21,426,620	-	21,848,340	-	22,286,280	-	22,724,220	-	23,178,380	-	23,648,760	-	24,119,140	-	24,605,740	-
40.001 s.d 75.000 GT	21,945,660	-	22,383,600	-	22,821,540	-	23,275,700	-	23,746,080	-	24,216,460	-	24,703,060	-	25,205,880	-	25,708,700	-	26,211,520	-
75.000 GT	28,693,180	-	29,260,880	-	29,260,880	-	30,444,940	-	31,045,080	-	31,677,660	-	32,310,240	-	32,959,040	-	33,607,840	-	34,289,080	-



## Lampiran G. Katalog Kapal Tunda



Connecting Buyers with Chinese Suppliers

Produk ▾ Kapal Tunda baru

Terbitkan RFQ saya

**Katalog**

- Rokok Elektrik Gaya Pena (2654)
- Rokok Elektrik Mini (1260)
- Atomizer Rokok Elektrik (54)
- Lainnya


Fitur Produk

**Cocok untuk**

SEMUA > 18 (1129)

**Sertifikasi**

- CE (1123)
- ROHS (999)
- FCC (650)
- FDA (636)
- PSE (225)




1/6

**1 Bagian (MOQ)**

Hull Material : Baja      Kapasitas Beban : ≤1000t  
Kondisi : Baru      Disesuaikan : Disesuaikan  
Sertifikasi : CE,ISO      Penggunaan : Tugboat penyelamat,...

PEIDA MACHINERY GROUP CO., LTD. > 🌐 🌟

[✉ Hubungi Sekarang](#)   [🔄 Mengobrol dengan Pemasok](#)



1/6

1200HP Tugboat merek Baru idle Baru di Shipyard

**US\$100.000-10.000.000 / Bagian (Harga FOB)**

**1 Bagian (MOQ)**

Hull Material : Baja      Kapasitas Beban : ≤1000t  
Kondisi : Baru      Disesuaikan : Disesuaikan  
Penggunaan : Tugboat penyelamat, ...      Pengemasan : Without Package

PEIDA MACHINERY GROUP CO., LTD. > 🌐 🌟

[✉ Hubungi Sekarang](#)   [🔄 Mengobrol dengan Pemasok](#)

🔍

🗣️

📄

