

This journal is accredited First Grade (Sinta 1) by Ministry of Research, Technology, and Higher Education, Republic Indonesia, Decree No. 21/E/KPT/2018. The decree is valid since 2016 until 2020. The journal is also indexed by SCOPUS (Elsevier) since 2011-present. SCImago Journal Rank (SJR) 2017: 0.26, Q3 on Electrical and Electronic Engineering, CiteScore 2017: 0.63, and SNIP 2017: 0.580.

ISSN 1693-6930

TELKOMNIKA

Telecommunication, Computing, Electronics and Control

Vol. 16 No. 4, August 2018



Published by
Universitas Ahmad Dahlan (UAD), Yogyakarta, Indonesia
and
Institute of Advanced Engineering and Science (IAES)



TELKOMNIKA Telecommunication, Computing, Electronics and Control, ISSN 1693-6930 is a peer reviewed international journal. This journal is first published on December 2003. The aim of the journal is to publish high-quality articles dedicated to all aspects of the latest outstanding developments in the field of electrical engineering. Its scope encompasses the applications of telecommunication, signal processing, applied computing and informatics, control, and electrical and electronics engineering.

Editor-in-Chief

Tole Sutikno
Universitas Ahmad Dahlan
Yogyakarta, Indonesia
tole@ee.uad.ac.id

Co-Editor-in-Chief

Signal Processing

Nidhal Bouaynaya

Univ. of Arkansas at Little Rock, USA
nxbouaynaya@ualr.edu

Control Engineering

Auzani Jidin

Universiti Teknikal Malaysia Melaka, Malaysia
auzani@utem.edu.my

Electronics Engineering

Fayçal Djeflal

University of Batna, Algeria
faycaldzdz@hotmail.com

Power Engineering

Ahmet Teke

Çukurova University, Turkey
ahmetteke@cu.edu.tr

Telecommunications Engineering

Leo P. Ligthart

Delft University of Technology, Netherlands
L.P.Ligthart@tudelft.nl

Computer Science and Information System

Wanquan Liu

Curtin University of Technology, Australia
w.liu@curtin.edu.au

Power Electronics and Drives

Nik Rumzi Nik Idris

Universiti Teknologi Malaysia, Malaysia
nikrumzi@ieee.org

Machine Learning, AI and Soft Computing

Luis Paulo Reis

University of Minho, Portugal
lpreis1970@gmail.com

Editors

Achmad Widodo

Universitas Diponegoro, Indonesia
awid@undip.ac.id

Ahmad Saudi Samosir

Universitas Lampung, Indonesia
saudi@ieee.org

Andrea Francesco Morabito

University of Reggio Calabria, Italy
andrea.morabito@unirc.it

Arianna Mencattini

University of Rome "Tor Vergata", Italy
mencattini@ing.uniroma2.it

D. Jude Hemanth

Karunya University, India
jude_hemanth@rediffmail.com

Deris Stiawan

Sriwijaya University, Indonesia
deris@ieee.org

Franco Frattolillo

University of Sannio, Italy
frattolillo@unisannio.it

Haruna Chiroma

Federal College of Education
(Technical), Nigeria
freedonchi@yahoo.com

Hussain Al-Ahmad

Khalifa University, UAE
alahmad@kustar.ac.ae

Huchang Liao

Sichuan University, China
liaohuchang@163.com

Jumril Yunas

Universiti Kebangsaan Malaysia,
Malaysia
jumrilyunas@ukm.edu.my

Jacek Stando

Technical University of Lodz, Poland
jacek.stando@p.lodz.pl

Longquan Yong

Shaanxi University of
Technology, China
yonglongquan@126.com

Lunchakorn Wuttisittikulij

Chulalongkorn University, Thailand
Lunchakorn.W@chula.ac.th

Mario Versaci

Mediterranea University of Reggio
Calabria, Italy
mario.versaci@unirc.it

Mark S. Hooper

IEEE Consultants Network of
Silicon Viley, USA
m.hooper@ieee.org

Mirosław Swiercz

Politechnika Białostocka, Poland
mswiercz@pb.bialystok.pl

Mochammad Facta

Diponegoro University, Indonesia
mochfacta@gmail.com

Mohamed Arezki Mellal,

M'Hamed Bougara University,
Algeria
mellal.mohamed@gmail.com

Munawar A Riyadi

Universitas Diponegoro, Indonesia
munawar.riyadi@ieee.org

Omar Lengerke

Universidad Autonoma de
Bucaramanga, Colombia
olengerke@unab.edu.co

Shahrin Md Ayob

Universiti Teknologi Malaysia,
Malaysia
shahrin@fke.utm.my

Srinivasan Alavandar

Agni College of Technology,
India
seenu.phd@gmail.com

Supavadee Aramvith

Chulalongkorn University, Thailand
supavadee.a@chula.ac.th

Surinder Singh

Sant Longowal Inst of Eng &
Tech, India
surinder_sodhi@rediffmail.com

Tarek Bouktir

Larbi Ben Mhidi University
Oum El-Bouaghi, Algeria
tarek.bouktir@esrgroups.org

Tutut Herawan

Universiti Malaysia Pahang
Pahang, Malaysia
tutut@ump.edu.my

Yang Han

University of Electronic Science and
Technology of China, China
hanyang_facts@hotmail.com

Youssef Said

Ecole Nationale d'Ingenieurs de
Tunis, Tunisia
y.said@ttnet.tn

Yutthapong Tuppadung

Provincial Electricity Authority,
Thailand
ytuppadung@gmail.com

Zahriladha Zakaria

Universiti Teknikal Malaysia Melaka,
Malaysia
zahriladha@utem.edu.my

Zhixiong Li

China University of Mining and
Technology, China
zhixiongli@whut.edu.cn

The TELKOMNIKA is published by Universitas Ahmad Dahlan and Institute of Advanced Engineering and Science. The journal is accredited **First Grade (Sinta 1)** by **Ministry of Research, Technology, and Higher Education, Republic Indonesia (Kemristekdikti)**, Decree No. 21/E/KPT/2018. The decree is valid until **2020**. This prestigious journal is also indexed by Scopus since 2011-present, SCImago Journal Rank (SJR) 2017: 0.26, Q3 on Electrical and Electronic Engineering, CiteScore 2017: 0.63, and SNIP 2017: 0.580.

Responsibility of the contents rests upon the authors and not upon the publisher or editors

Publisher address:

Department of Electrical Engineering, Universitas Ahmad Dahlan (UAD)
3rd UAD Campus, Jln. Prof. Dr. Soepomo, Janturan, Yogyakarta, Indonesia 55164
Telp. +62 274 379418, 563525, 511829, 511830, 371120, ext. 3208/4902, Fax. +62 274 564604
Website: <http://journal.uad.ac.id/index.php/telkomnika>, <http://telkomnika.com>
e-mail: telkomnika@ee.uad.ac.id, telkomnika@journal.uad.ac.id, tole@journal.uad.ac.id

Table of Contents

Regular Papers

High PV Penetration Impact on European-based LV Residential Network Kyairul Azmi Baharin, Nur Aliah Isa, Chin Kim Gan, Meysam Shamshiri	1375
A Front Surface Optimization Study for Photovoltaic Application A. Nawabjan, F. Iqbal, A. S. Abdullah	1383
Non-uniform Rooftop PVs Distribution Effect to Improve Voltage Profile in Residential Feeder Zamzami, Nelly Safitri, Fauzi	1388
Comparative Study Improving Residential Load Factor Using Power Shifting and Load Shifting Hartono Budi Santoso, Sri Paryanto Mursid, Supto Prajogo	1396
Cost implication of Line Voltage variation on Three Phase Induction Motor operation Aderibigbe Israel Adekitan, Bukola Adetokun, Tobi Shomefun, Alex Aligbe	1404
Maximum Power Point Tracking Charge Controller for Standalone PV System Mohd Asri Jusoh, Mohammad Faridun Naim Tajuddin, Shahrin Md Ayob, Mohd Azrik Roslan	1413
Efficiency of Wireless Power Transfer System with PWM Methode as Rectifier on Receiver Zuansah Rachmat Munggaran, Mudrik Alaydrus	1427
Design and Experimental Results of Universal Electric Vehicle Charger Using DSP Ali Saadon Al-ogaili, Ishak bin Aris Aris, Mohammed Lutfi Othman, Norhafiz Azis, Dino Isa Yap Hoon	1435
Effect of Anchoring Groups on the Conduction Properties of Terphenyl Molecules Connected to Copper Leads Setianto Setianto, Aswad H.S., K.M. Liu	1445
Evaluation of Research Standards at Ministry of Research, Technology and Higher Education with I-MR Map Control Analysis Muhammad Dimiyati, Akhmad Fauzy	1449
Design of Electronic Nose System Using Gas Chromatography Principle and Surface Acoustic Wave Sensor Anifatul Faricha, Suwito, M. Rivai, M.A. Nanda, Djoko Purwanto, Rizki Anhar R.P.	1457
Asthma Identification Using Gas Sensors and Support Vector Machine Hari Agus Sujono, Muhammad Rivai, Muhammad Amin	1468
Microcontroller-based Control and Data Acquisition System for a Grid-connected Renewable Energy System Kevin D. Dugay, Adam Z. Luisaga, Jomille Angelo Carlo O. Bancud	1481
Modelling Optical Waveguide Bends by the Method of Lines Ary Syahriar, Nabil Rayhan Syahriar, Jusman Syafie Djamal	1490

Implementation of Fuzzy-PD for Folding Machine Prototype Using LEGO EV3 Wahyu S. Pambudi, Titiok Suheta	1625
Development of Pose Estimation Algorithm for Quranic Arabic Word Luqman Naim Mohd Esa, Malik Arman Morshidi, Syarah Munirah Mohd Zailani	1633
Bull Sperm Motility Measurement Improvement Using Sperm Head Direction Angle Akbar Akbar, Eros Sukmawati, Dwi Utami, Muhammad Nuriyadi, Iwan Awaludin, Priyanto Hidayatullah	1642
Determining Best Window Size for an Improved Gabor Transform in EMG Signal Analysis E.F. Shair, S.A. Ahmad, A.R. Abdullah, M.H. Marhaban, S.B. Mohd Tamrin	1650
Color Distribution Analysis for Ripeness Prediction of Golden Apollo Melon Usman Ahmad, Dwi Pamungkas Bermani, Mardison Mardison	1659
A Model to Predict The Live Bodyweight of Livestock Using Back-Propagation Algorithm Inggih Permana, Ria Agustina, Endah Purnamasari, Febi Nur Salisah	1667
Significance of Speech Intelligibility Assessors in Medium Classroom Using Analytical Hierarchy Process Mokhtar Harun, Khairunnisa Mohd Yusof, Mohamad Ngasri Dimon, Puspa Inayat Khalid, Siti Zaleha Abdul Hamid	1673
The Forecasting Technique Using SSA-SVM Applied to Foreign Tourist Arrivals to Bali Yosep Oktavianus Sitohang, Yudhie Andriyana, Anna Chadidjah	1679
Designing Fuzzy Expert System to Identify Child Intelligence Muhamad Bahrul Ulum, Vitri Tundjungsari	1688
The Development of Javanese Language Teaching Materials Through Introduction of Java Scripts Using Artificial Neural Network Siswo wardoyo, Kuntari W., Anggoro S. Pramudyo, Suhendar, Syarif Hidayat	1697
News Reliability Evaluation using Latent Semantic Analysis Guo Xiaoning, Tan De Zhern, Soo Wooi King, Tan Yi Fei, Lam Hai Shuan	1704
Optimizing Laying Hen Diet using Multi-Swarm Particle Swarm Optimization Gusti Ahmad Fanshuri Alfarisy, Wayan Firdaus Mahmudy, Muhammad Halim Natsir	1712
Improve Interval Optimization of FLR using Auto-speed Acceleration Algorithm Yusuf Priyo Anggodo, Imam Cholissodin	1724
Biometric Analysis of Leaf Venation Density Based on Digital Image Agus Ambarwari, Yeni Herdiyeni, Irman Hermadi	1735
Token-based Single Sign-on with JWT as Information System Dashboard for Government I Putu Arie Pratama, Linawati, Nyoman Putra Sastra	1745
W-CLOUDVIZ: Word Cloud Visualization of Indonesian News Articles Classification based on Latent Dirichlet Allocation Retno Kusumaningrum, Satriyo Adhy, Suryono	1752
Applied Healthcare Knowledge Management for Hospital in Clinical Aspect Sevenpri Candra, Ichsan Kurniawan Putrama	1760

The Development of Javanese Language Teaching Materials Through Introduction of Java Scripts Using Artificial Neural Network

Siswo Wardoyo*¹, Kuntari W², Anggoro S. Pramudyo³, Suhendar⁴,
Syarif Hidayat⁵

^{1,2,3,4}Department of Electrical Engineering, Universitas Sultan Ageng Tirtayasa, Indonesia
Jl. Jenderal Sudirman Km 3 Cilegon 42435, Indonesia telp/fax: +62-254-376712 (ext 20)/ +62-254-395440

⁵SMA Muhammadiyah 3 Yogyakarta, Jl. Kapten Piere Tendean No.58, Wirobrajan, Yogyakarta,
55252, Indonesia

*Coressponding author e-mail: siswo@untirta.ac.id

Abstract

The Java script is a traditional Indonesian scripts known as Hanacaraka or Carakan. Java script becomes less desirable students who have not been introduced by Master to students using interesting digital media. Javanese language teachers in teaching activities do not yet have interactive learning media in making Java script. This research aims to develop digital media recognition Java script using artificial neural network back propagation method as a teaching material of Java language. The sample of research used is basic java script which consist of 20 characters. The method of extraction properties used is Fast Fourier Transform, which is sampled horizontally and vertically. The result of this research showed FFT and ANN can be made of interactive learning media. The effectiveness of system with sensitivity value of 0,046 - 0,085, specification value 0,023 - 0,052, and system reliability is 59,5%. Validation value system that has been built for pattern recognition Java script on the training process is 100%, the testing process with the data -3° rotation, -1° , $+1^\circ$, $+3^\circ$ reaches 100%, for a rotation -5° testing data, and $+5^\circ$ is 80%, testing of handwritten data is 65%, the test data $+10^\circ$ rotation is 25%, the test with the data translation is 5%, and for testing with the data and the data of rotation $+90^\circ$ zoom in (view) is 0%.

Keywords: Java script; Interactive learning; Digital media; Teaching material; Artificial neural network

Copyright © 2018 Universitas Ahmad Dahlan. All rights reserved.

1. Introduction

Currently among 726 ethnic languages spoken in Indonesian archipelago, 146 are endangered [1]. Javanese language had a long history of its development. Based on the evidence in the form of inscriptions and paleography, the earlier stage of Javanese script was started before the eight century [2]. Javanese transcription is called Hanacaraka Scripts. It's consists of 20 basic scripts called Carakan, including 20 consonants and 1 vowel. Hanacaraka script shown in Figure 1. Java script or better known as Hanacaraka or Carakan is derived from Brahmi script originating from India. Use of this script has been used since the Sultanate of Mataram (17th century), but the new print form is found in the 19th century [3]. Java script characters is a complex pattern of characters. The character patterns have many similarities between each individual character, so its use is not as easy as the Latin alphabet.

In another research about Javanese character recognition using backpropagation neural network explored in [4]. Publication [5] showed a technique based on Fast Fourier Transform (FFT) basic principle can feature extraction pattern of characters using decomposition calculation of Discret Fourier Transform. The basic task of feature selection and extraction is how to find out the most important characteristics from many features [6]. Publication [7],[8],[9], showed the artificial neural network (ANN) can be used for recognition of image pattern and handwriting.

The main problem of Java script less popular in student is difficulty used a digital media in classroom. According publication [4], [5] and [9], the colaboration FFT with ANN can build a digital media for teaching materials in classroom. So in this research to build digital media for identify the pattern of basic Java script by fourier transform and artificial neural network (ANN). Thus, with digital media of built, recognition of javanese scripts, it can will be quickly resolved.



Figure 1. Basic Java script

2. Research Methodology

This research uses some activities to obtain the goals to be achieved. The methodology of this research is the research and development (R&D) of software systems. Input image is used for pattern recognition Java script is divided into two, train image data of 120 images, and the test image data of 20 images for each experiment. Training image is made of with Pallawa application, and the application of papyrus [7]. The details of the training image data is 6 images for each character Javanese script. The image data testing is one image for each character Javanese script, where the Javanese script code consists of 20 characters.

Pre-processing the image, the first is process of data acquisition input, where in the input image in the crop, and resize to a size of 128x128 pixels. Background used is white with a black object Javanese script. The next process is the binerisation process, namely the separation of pixels based on degree of gray image. Javanese script image data used in this research has grayscale 256 degrees, so that the middle value is 128, which if the image is converted into a binary image, can be written:

$$\text{If } x < 128 \text{ then } x = 0, \text{ if not then } x = 1$$

The next image pre-processing is a complement or invert image from binerisation result. In this process the image of the previous Javanese script on a white background with black object color, reversed into a black background and the object color to white. The next process is the process of finding the image profile, serves to get a count of pixels whose intensity 1 which is the object representation of Java script (white one). Profile image obtained by reading pixels are owned object, and adds value to the image profile 1 every time they met pixels belonging to the object. Readings profile image meets with the background, the image profile value is not added to 1, or fixed-value of 0. The search process is carried profile image horizontally and vertically.

A Feature extraction methods used in this research is the Fast Fourier Transform [5]. The next step in the process of feature extraction is the process of normalization of data from the Fourier transformation, normalization results are then sampled to accelerate computing process.

The next stage is training process. The training process using 6 image of each character Java script, the image is a normal image, rotation image -4° , -2° , $+2^\circ$, $+4^\circ$ of applications Pallawa, and handwritten image with the application papyrus. The process of training by backpropagation network requires several parameters that need to be set up to research the function traingdx.

The testing process is performed to determine the level of success of a network to recognize the pattern of the new input, the process of testing to compare the value of all output to the target. The testing process is done 11 times of testing. The first testing with Java script image from the application Pallawa who have undergone surgery process rotated images -5° , -3° , -1° , $+1^\circ$, $+3^\circ$, $+5^\circ$, $+10^\circ$, $+90^\circ$. The next testing with Java script image from Pallawa applications that have undergone a process of linear operations are translated image. Third

testing with Java script image from the application Pallawa who have undergone surgery process the image to zoom in (enlarge) 2 times, and last testing with Java script image handwritten on papyrus application.

Based on the results of training and testing that has been done in the research, to determine the accuracy of the performance of the system, then held a statistical approach is related to the effectiveness of this system, in order to obtain each of the four values are true positive (TP), false positive (FP), false negative (FN), and true negative (TN). Based on these four values, the value of TPR which is known as sensitivity in equation 1. FPR or spesificity by equation 2, while a value that indicates the accuracy of identification (accuracy) is obtained from equation 3.

$$TPR = \frac{TP}{TP+FN} \quad (1)$$

$$FPR = \frac{FP}{FP+TN} \quad (2)$$

$$Accuracy = \frac{TP+TN}{TP+FP+TN+FN} \times 100\% \quad (3)$$

3. Results and Analysis

The process of the first pre-processing is performed binerisation image from original image. The next process is the complement of the image or invert the image, in this process the color of objects previously Java script is black with a white background, reversed into a Java script object is white and black background. The result of the pre-processing (two process) shown in Figure 2.

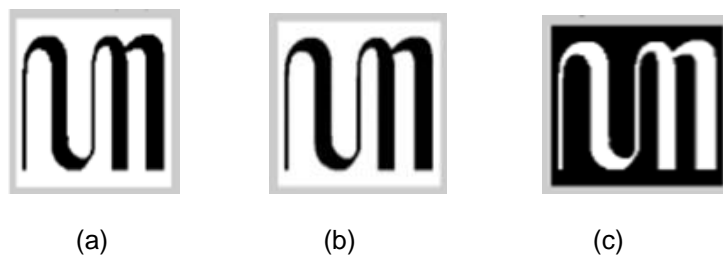


Figure 2. (a) input image, (b) binary image, (c) complement of a binary image

After the complement of binary image, the next stage in the process of pre-processing image is search profile of image. This stage to seek representation on Java script object horizontally and vertically. The result of the pre-processing search profile of image shown in Figure 3. Profile image obtained by reading pixels are owned object, and add value to the image profile 1 every time they met pixels object. Readings profile image meets with the background, the image profile value is not added to 1, or fixed-value 0.

Feature extraction of Carakan scripts by using the Fast Fourier Transform method in horizontal and vertical. The result of the feature extraction carakan script shown in Figure 4 and 5. The next step is process of normalization data from the Fourier transform taken magnitude only, while the imaginary part is not taken into account, then make the maximum magnitude value as a divisor on the magnitude of the existing value, so that the maximum value of each characteristic patterns of each Java script is worth 1. The result of the normalization is then sampled to speed of computing process. The process of horizontal and vertical sampling is done every 3 pixels of 128 pixels, the total sampling is 86 as input into the neural network.

Terms which also determines the cessation of backpropagation network formation process, these include the achievement of maximum iteration, MSE value has been reached, the minimum gradient value has been reached, and also validation check that has been fulfilled. The training process stop because the MSE or goals that have been set has been reached, that

is 10^{-5} , with the epoch or iteration to 1742, and the gradient of 3.34×10^{-6} , the training process is stalled at 25 second.

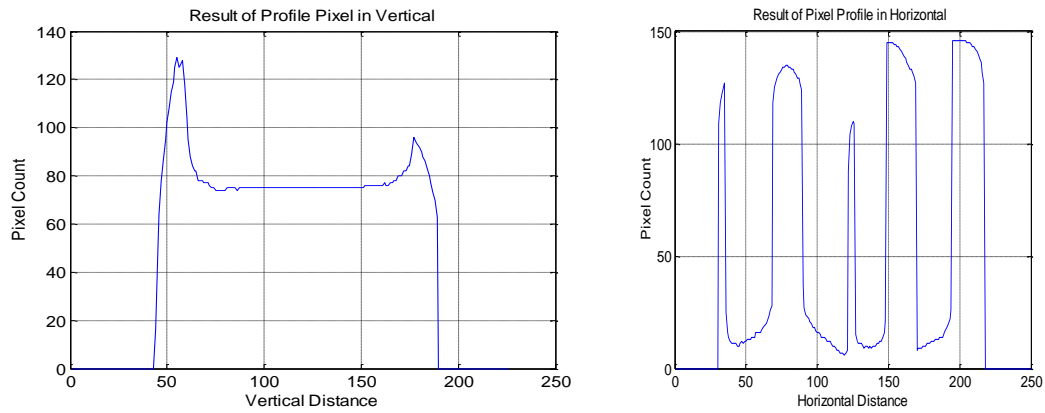


Figure 3. Sampling results in horizontally and vertically of image profile

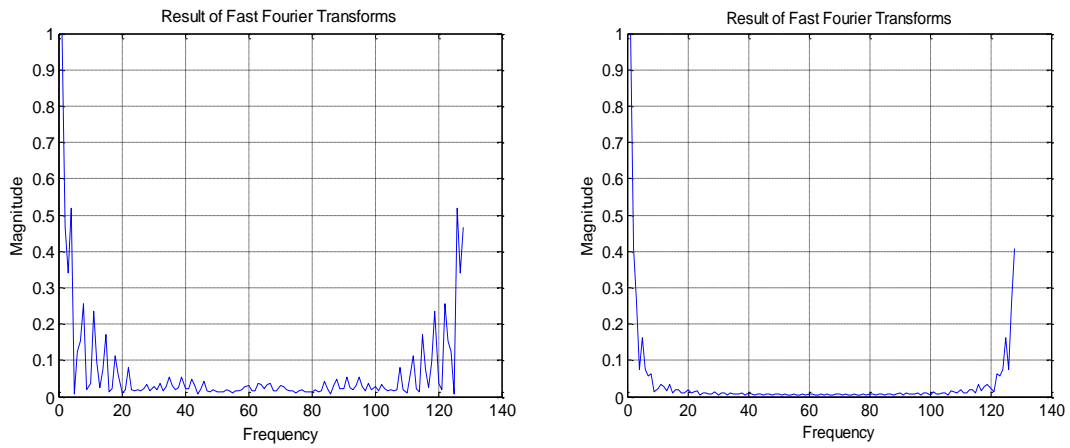


Figure 4. Results of Fast Fourier transform horizontal and vertical

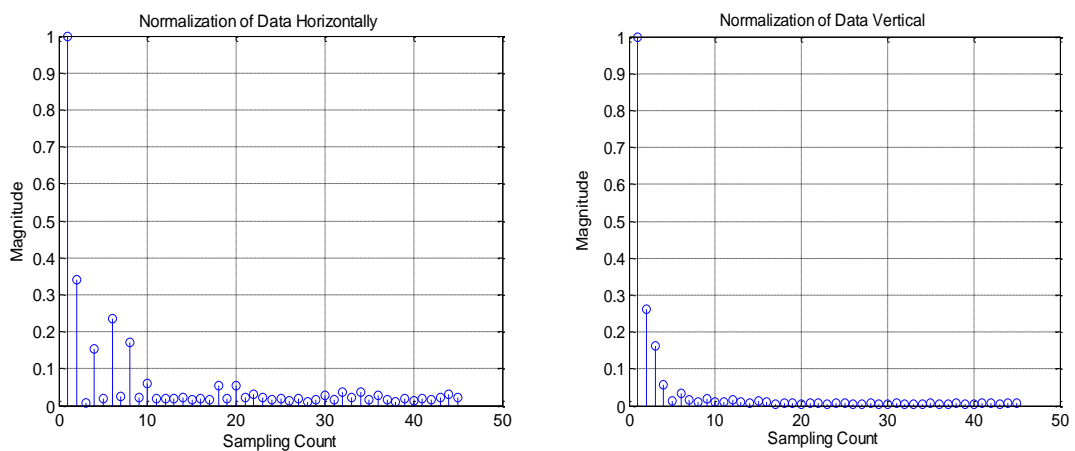


Figure 5. Results of data sampling Java script horizontal and vertical

Comparison with the output targets training data, the amount of training data is 120 image with each of 6 images for each character can be recognized all Java script, is seen from the sign (*) as output training data network overlapping to the target (o) which has been determined. Six images from any Java script that is used for training data is a normal image, image rotation -4° , -2° , $+2^\circ$, $+4^\circ$ from applications Pallawa, and handwritten image from papyrus application. Value validation system for the training process are:

$$\text{Validation} = \frac{120}{120} \times 100\% = 100\%$$

Testing in Java script pattern recognition is performed 11 times of testing, testing with Java script image from the application Pallawa who have undergone surgery process rotated images -5° , -3° , -1° , $+1^\circ$, $+3^\circ$, $+5^\circ$, $+10^\circ$, $+90^\circ$, the tests with the image of a Java script Pallawa applications that have undergone a process of linear operations are translated image 1 inch to the axis of x, y, testing with Java script image from the application Pallawa who have undergone surgery process the image to zoom in (enlarge), and testing with Java script handwritten image of papyrus application. The test is performed as a medium to see how good backpropagation network that has been built for this Java script pattern recognition.

Table 2 is a Java script pattern identification data of all the testing that has been done, the number 1 represents a Java script that successfully identified, and the number 0 represents a Java script that is not successfully recognized by backpropagation system that has been built. Value validation for testing of the 2nd through 5th is 100%, for the testing of the 1st and 6th is 80%, for testing the 7th is 25%, for testing the 8th and 10th is 0%, for testing the 9th is 5%, to test the 11 is 65%.

Effectiveness of pattern recognition system can be seen from the value of sensitivity (TPR), specificity (FPR), and accuracy. Java script identification HA, CA, DA, TA, LA, JA, YA, GA, THA sensitivity values obtained for 0076, with a specificity value of 0.031. Java script NA, RA, SA, MA sensitivity values obtained for 0085, with a specificity value of 0.023. Java script KA, PA, DHA, sensitivity values obtained for 0067, with a specificity value of 0.038, for Java script NYA, BA sensitivity values obtained for 0056, with a specificity value of 0.045, and for the Javanese script WA, NGA sensitivity values obtained for 0046, with a specificity value of 0.052 accuracy value system of identification for all tests was 59.5%. Results of the effectiveness of the system for all Java script as shown in Table 3.

Table 2. Results of the identification of patterns of Java script

Java Script	Testing								Translasi	zooming	Handwritten
	-5°	-3°	-1°	$+1^\circ$	$+3^\circ$	$+5^\circ$	$+10^\circ$	$+90^\circ$			
HA	1	1	1	1	1	1	0	0	0	0	1
NA	1	1	1	1	1	1	1	0	0	0	1
CA	1	1	1	1	1	1	0	0	0	0	1
RA	1	1	1	1	1	1	1	0	0	0	1
KA	0	1	1	1	1	1	0	0	0	0	1
DA	1	1	1	1	1	1	1	0	0	0	0
TA	1	1	1	1	1	1	0	0	0	0	1
SA	1	1	1	1	1	1	1	0	0	0	1
WA	0	1	1	1	1	0	0	0	0	0	0
LA	1	1	1	1	1	1	0	0	0	0	1
PA	1	1	1	1	1	1	0	0	0	0	0
DHA	0	1	1	1	1	1	0	0	0	0	1
JA	1	1	1	1	1	1	0	0	1	0	0
YA	1	1	1	1	1	1	0	0	0	0	1
NYA	1	1	1	1	1	0	0	0	0	0	0
MA	1	1	1	1	1	1	1	0	0	0	1
GA	1	1	1	1	1	1	0	0	0	0	1
BA	1	1	1	1	1	0	0	0	0	0	0
THA	1	1	1	1	1	1	0	0	0	0	1
NGA	0	1	1	1	1	0	0	0	0	0	0

Table 3. Results of the effectiveness of the system for all Java script

Java Script	Effectiveness of the system				TPR	FPR	%
	TP	FP	TN	FN			
HA	7	4	124	85	0.076	0.031	59.5%
NA	8	3	123	86	0.085	0.023	59.5%
CA	7	4	124	85	0.076	0.031	59.5%
RA	8	3	123	86	0.085	0.023	59.5%
KA	6	5	125	84	0.067	0.038	59.5%
DA	7	4	124	85	0.076	0.031	59.5%
TA	7	4	124	85	0.076	0.031	59.5%
SA	8	3	123	86	0.085	0.023	59.5%
WA	4	7	127	82	0.046	0.052	59.5%
LA	7	4	124	85	0.076	0.031	59.5%
PA	6	5	125	84	0.067	0.038	59.5%
DHA	6	5	125	84	0.067	0.038	59.5%
JA	7	4	124	85	0.076	0.031	59.5%
YA	7	4	124	85	0.076	0.031	59.5%
NYA	5	6	126	83	0.056	0.045	59.5%
MA	8	3	123	86	0.085	0.023	59.5%
GA	7	4	124	85	0.076	0.031	59.5%
BA	5	6	126	83	0.056	0.045	59.5%
THA	7	4	124	85	0.076	0.031	59.5%
NGA	4	7	127	82	0.046	0.052	59.5%

4. Conclusion

Feature extraction method using a scanning method profile image horizontal and vertical of each image is transformed with Java script Fast Fourier transformation can be used to determine the characteristics of each character pattern Java. The feature can be used as the basis for identifying patterns of characters Java.

Validation value system that has been built for pattern recognition Java script on the training process is 100%, the testing process with the data -3° rotation, -1° , $+1^\circ$, $+3^\circ$ reaches 100%, for a rotation -5° testing data, and $+5^\circ$ is 80%, testing of handwritten data is 65%, the test data $+10^\circ$ rotation is 25%, the test with the data translation is 5%, and for testing with the data and the data of rotation $+90^\circ$ zoom in (view) is 0%.

Java script identification HA, CA, DA, TA, LA, JA, YA, GA, THA sensitivity values obtained for 0076, with a specificity value of 0.031. Java script NA, RA, SA, MA sensitivity values obtained for 0085, with a specificity value of 0.023. Java script KA, PA, DHA, sensitivity values obtained for 0067, with a specificity value of 0.038, for Java script NYA, BA sensitivity values obtained for 0056, with a specificity value of 0.045, and for the Java script WA, NGA sensitivity values obtained for 0046, with a specificity value of 0.052 accuracy value system of identification for all tests was 59.5%. Further research is needed to support the system to be reliable, beyond the current research carried out primarily for the development of learning media. Hopefully the goal to introduce more Java letters to students can be easily implemented.

Acknowledgments

Thank you to the Institute of Management Education Fund (LPDP) Indonesia: Who has financed this research until published into an article in *Telkomnika* (Telecommunication, Computing, Electronics and Control) Journal. *Telkomnika* is scientific journal published by Universitas Ahmad Dahlan (UAD) in collaboration with Institute of Advanced Engineering and Science (IAES).

References

- [1] S Sakti, S Nakamura. Recent Progress In Developing Grapheme-Based Speech Recognition For Indonesian Ethnic Languages: Javanese, Sundanese, Balinese And Bataks. in *SLTU-2014*. 2014: 14–16.
- [2] JG. de Casparis, Indonesian Palaeography: A History of Writing in Indonesia from the Beginnings to CAD 1500. 1975; 4.
- [3] VI Ekowati. *Javanese Letters: Symbols Of Javanese Civilization: (Introductio N, History, Philosophical Values, Learning Methods, Utilizations, To Uch Of Technology In Javanese Letters)*. 1st Mae Fah

- Luang University International Conference, 2012; 1975: 1–10.
- [4] ASAS, Nurmila NE. Back propagation neural network algorithm for java character pattern recognition. *J. Masy. Inform.*, 2010; 1(1): 1–10,.
- [5] S Wardoyo, AS Pramudyo, ED Rizanti, I Muttakin. Exudate and Blood Vessel Feature Extraction in Diabetic Retinopathy Patients using Morphology Operation. *TELKOMNIKA (Telecommunication Comput. Electron. Control)*. 2016; 14(4): 1493–1501.
- [6] B Rubbings. Characters Feature Extraction based on Neat Oracle. *TELKOMNIKA (Telecommunication Comput. Electron. Control)*. 2013; 11(9): 5427–5434.
- [7] M Sudarma, S Ariyani, M Artana. Balinese Script's Character Reconstruction Using Linear Discriminant Analysis. *Indonesian Journal of Electrical Engineering and Computer Science (IJEECS)*. 2016; 4(2): 479.
- [8] A Pal, D Singh. Handwritten english character recognition using neural network. *Int. J. Comput. Sci.* 2010; 1(2): 141–144,.
- [9] GS Budhi, R Adipranata. Handwritten Javanese Character Recognition Using Several Artificial Neural Network Methods. *J. ICT Res. Appl*, 2015; 8(3): 195–212.