

# Degradation Behaviour of Gamma Irradiated Poly(Acrylic Acid)-graft-Chitosan Superabsorbent Hydrogel

*by* Dhena Ria Barleany

---

**Submission date:** 04-Apr-2023 07:07PM (UTC+0700)

**Submission ID:** 2055573694

**File name:** Barleany\_2018\_IOP\_Conf.\_Ser.\_Mater.\_Sci.\_Eng.\_316\_012007.pdf (1.16M)

**Word count:** 4270

**Character count:** 22909

## PAPER • OPEN ACCESS

## Degradation Behaviour of Gamma Irradiated Poly(Acrylic Acid)-graft-Chitosan Superabsorbent Hydrogel

To cite this article: Dhena Ria Barleany *et al* 2018 *IOP Conf. Ser.: Mater. Sci. Eng.* **316** 012007

13

View the [article online](#) for updates and enhancements.

## You may also like

- [Design and application of double layer bowtie antenna and single layer bowtie antenna as UHF sensors for partial discharge detection](#)

J.P. Uwiringiyimana and U Khayam

15

- [Study on open operation and compactness based on constructing rough set L-f topological space](#)

Mentian Zhong

32

- [Elliptic Curve Integral Points on  \$y^2 = x^3 + 3x - 14\$](#)

Jianhong Zhao



### 245th ECS Meeting

San Francisco, CA

May 26–30, 2024

### PRiME 2024

Honolulu, Hawaii

October 6–11, 2024

Bringing together industry, researchers, and government across 50 symposia in electrochemistry and solid state science and technology

Learn more about ECS Meetings at

<http://www.electrochem.org/upcoming-meetings>



Save the Dates for future ECS Meetings!

## Degradation Behaviour of Gamma Irradiated Poly(Acrylic Acid)-graft-Chitosan Superabsorbent Hydrogel

Dhena Ria Barleany<sup>1</sup>, Alpin Ilhami<sup>1</sup>, Dea Yusuf Yudanto<sup>1</sup>, Erizal<sup>2</sup>

<sup>1</sup>Department of Chemical Engineering, Faculty of Engineering, University of Sultan Ageng Tirtayasa, Banten, Indonesia

<sup>2</sup>Centre for Application of Isotopes and Radiation, Jakarta, Indonesia

Email: dbarleany@yahoo.com

**Abstract.** A series of superabsorbent hydrogels were prepared from chitosan and partially neutralized acrylic acid at room temperature by gamma irradiation technique. The effect of irradiation and chitosan addition to the degradation behaviour of polymer were investigated. The gel content, swelling capacity, Equilibrium Degree of Swelling (EDS), Fourier Transform Infra Red (FTIR), and Scanning Electron Microscopy (SEM) study were also performed. Natural degradation in soil and thermal degradation by using of TGA analysis were observed. The variation of chitosan compositions were 0.5, 1, 1.5, and 2 g and the total irradiation doses were 5, 10, 15, and 20 kGy. The highest water capacity of 583.3 g water/g dry hydrogel was resulted from 5 kGy total irradiation dose and 0.5 g addition of chitosan. From the thermal degradation evaluation by using of TGA analysis showed that irradiation dose did not give a significant influence to the degradation rate. The rate of thermal degradation was ranged between 2.42 to 2.55 mg/min. In the natural test of degradation behaviour by using of soil medium, the hydrogel product with chitosan addition was found to have better degradability compared with the poly(acrylic acid) polymer without chitosan.

### 1. Introduction

Absorbent hygiene products such as baby care products, feminine hygiene products and adult incontinence products are an essential part of everyday life. Baby care products include baby diapers, training pants, dry and wet baby wipes. Feminine hygiene products encompass sanitary pads, tampons, panty shields, interlabial devices, wipes and cosmetic removal pads. Adult incontinence products cover adult incontinence pads, adult pant diapers, underpads, personal/medicated wipes, and nursing pads. Amongst these products, baby diapers, sanitary pads and adult incontinence pads are the three most used disposable absorbent hygiene products [1].

Disposable diapers are absorbent products for personal hygiene design to absorb and retain urine and faeces from adults or from babies with incontinence problems [2]. The global market for Baby Disposable Diapers is forecast to reach US\$33,4 billion by the year 2017 [3]. The usage rate of nappies/diapers/pants in Indonesia is fairly low compared to other countries, as it is still developing. Per capita use of nappies/diapers/pants in volume terms in 2016 in Indonesia amongst children aged 0-36 months was 295 units per child per year, lower than 1,244 units of North America and 963 units in Western Europe. This is because some children in rural areas still use traditional nappies/diapers which can be washed and reused [4].



In modern societies, disposable diapers constitute a significant percentage of municipal solid wastes. They have been traditionally landfilled or incinerated as only limited recycling processes are being implemented in some parts of the world [5]. Diapers made from several material like synthetic pulp, polychlorine dibenzodioxins, superabsorbent gel of polyacrylic acid, and plastic. The introduction of superabsorbent polymers (polyacrylates) as a component of the diaper core in the 1980s was the most important improvement. Unlike traditional cellulose materials, polyacrylates have the ability to retain liquid in the diaper core, keeping it away from the baby's skin, even under pressure [6]. However, the use of synthetic materials in this product causes some problems to the degradation process in soil. Synthetic material has resistant property to microorganism. Resistant property from synthetic material must be reduced or eliminated in order to avoid environment problem [7]. Technological progress and the need for alternative eco-friendly and inexpensive resources have put forward the use of natural polymers in superabsorbents. Unfortunately, the design of the hydrogels by using natural polymers usually would be biocompatible and biodegradable, but they have inferior mechanical properties compared to petroleum based polymers [8]. In recent years, modification of synthetic polymers with the natural polymers have been utilized for fabricating eco-friendly, super water absorbency, and great mechanical properties of superabsorbent hydrogels using grafting method [9].

Superabsorbents prepared with polysaccharides have attracted great attention because of their abundant resources, low production cost, and biodegradability [10, 11]. Polysaccharides are among the favourites with the main examples being starch [12], chitosan and guar gum [13]. Chitosan is a highly acetylated derivative of chitin, shows interesting chemical, physical and biological properties [8]. Therefore, chitin acts as a desirable backbone to graft poly(acrylic acid) forming a superabsorbent material [14]. The superabsorbent resins grafted with chitosan can absorb aqueous solutions up to hundreds of times their own dry weight [15] and should have the antibacterial activities [16]. Some synthetic materials were grafted onto chitosan with the aim to enhance the thermal and structural properties of the polymers. Two different deacetylation degree (DD%) and molecular weight of chitosan were subjected to grafting reactions with poly (n-butyl acrylate) to prepare natural/synthetic hybrid materials, then the products grafting percentage and efficiency were studied against acrylate/chitosan ratio and DD% [17]. A preparation of a porous carboxymethyl chitosan grafted poly (acrylic acid) (CMCTS-g-PAA) superabsorbent polymers with excellent properties was developed [18]. Synthesis and characterization of chitosan hydrogels, in macro- and nanoscale, grafted with N-vinylcaprolactam (NVCL) using gamma radiation was recently evaluated, and the effect of dose and monomer concentration in the grafting process was studied [19]. The previous study [20] observed the effect of neutralization degree to the swelling properties of a novel poly (acrylic acid)-graft-chitosan superabsorbent hydrogel. In this study, partially neutralized acrylic acid was grafted onto chitosan backbone and the effect of some reaction conditions to the swelling capacity and degradation behaviour of grafted polymers were discussed.

This paper aims to determine the conditions that result good mechanical strength, superabsorbent property, and degradability. This paper reports the preparation of (acrylic acid)-graft-chitosan superabsorbent hydrogels through  $\gamma$ -irradiation cross-linking procedures, besides the evaluation of superabsorbent properties, mechanical properties, and biodegradability of hydrogels, as well as the influence of irradiation dose and chitosan composition in the reactant mixture on the properties of hydrogels. The data results from this research is very important and useful to predict the optimum condition in the synthesis of poly (acrylic acid)-graft-chitosan superabsorbent hydrogel with great performances in some criterias.

## 2. Materials and Methods

### 2.1. Materials

Pharmaceutical grade of chitosan with deacetylation degree of 85% used for backbones of polymer chains on the grafting process, was purchased from PT. Biotech Surindo Indonesia. Analytical grade



of acrylic acid (Merck, Darmstadt, Germany), and industrial grade of potassium hydroxide (NaOH) for neutralization of acrylic acid before irradiation procedure, were purchased from Cv. Cahaya Kimia Indonesia. Distilled water was used for preparation of the hydrogel and swelling measurement. Chitosan food grade from PT. Biotech Surindo with a degree of deacetylation (DD) = 87.2% and a viscosity of 37.10 cps, glacial acetic acid from Merck, technical glycerol from Bratachem, red ginger oleoresin from PT. Lansida, and ethanol 96% from Sigma-Aldrich. Some text.

31

## 2.2. Methods

**2.2.1. Preparation of poly(acrylic acid)-graft-chitosan**. 85 mL of distilled water was poured into beaker glass, then 15 mL of acrylic acid solution and 5.6 g of potassium hydroxide was added until potassium acrylate was formed. Chitosan was added to this solution and mixed well with magnetic stirrer. After homogen, the reactant mixture solution was packed in a small plastic container then irradiated with the variation of  $\gamma$ -irradiation total doses of 5 kGy, 10 kGy, 15 kGy and 20 kGy to form poly(acrylic acid)-graft-chitosan. The hydrogels were dried by putting them into oven with the temperature was maintained at 60°C over 24 hours. The dried hydrogels were crushed into powder size by using of a blender.

**2.2.2. Gel Content Measurement**. An amount of 0.01 g of hydrogel powder was measured and packed in the tea bag. Tea bag with the hydrogel powder inside was then immerse into water for 24 hours at 30°C. After this process, the tea bag then was put in the oven for 24 hours at 60°C and weighed. Gel content was calculated using the equation (1).

$$\text{gel content(\%)} = \left( \frac{W_1}{W_0} \right) \times 100 \quad (1)$$

where  $W_1$  = weight of dried gel after soaking (g) and  $W_0$  = initial weight of gel (g)

7

**2.2.3. Swelling Study**. The swelling capacity of gel was determined according to a tea bag method [12]. Powdered hydrogel (0.1 g) were immersed in distilled water (100 mL) at room temperature. At 30 seconds time intervals, the samples were removed from the swelling medium and blotted on a filter prior to weighing to remove excess surface moisture. The swelling ratio was calculated according to the following expression :

$$\text{swelling capacity} \left( \frac{\text{g water}}{\text{g dry hydrogel}} \right) = \frac{W_t - W_0}{W_0} \quad (2)$$

42

where  $W_t$  = weight of the swollen gel at time t (g) and  $W_0$  is the initial weight of the dried gel (g). The studies were carried out for 240 seconds.

**2.2.4. TGA**. An accurately of hydrogel powder sample (10 mg) was put into a tiny cup, then characterized by TGA (Thermogravimetric Analysis) at temperature range of 30°C to 500°C. The result then appeared as a thermogram.

**2.2.5. Biodegradation Study**. Biodegradable property of poly(acrylic acid)-graft-chitosan was studied by using soil. An amount of 50 g soil and 2 g of hydrogel were prepared and blend in a glass cup. Samples were taken and weighed after a regular time interval of 2 days. The percentage of weight loss after particular time interval was determined by using of equation (3).

$$\text{weight loss (\%)} = \left( \frac{W_2 - W_1}{W_1} \right) \times 100 \quad (3)$$

21

where  $W_1$  is the initial weight of the sample and  $W_2$  is the weight after 2 days.

### 3. Results and Discussion

In this research, superabsorbent hydrogel for diaper application was made from acrylic acid, potassium hydroxide and chitosan with gamma ( $\gamma$ ) irradiation of Co-60 as an initiator or crosslinking agent [21].



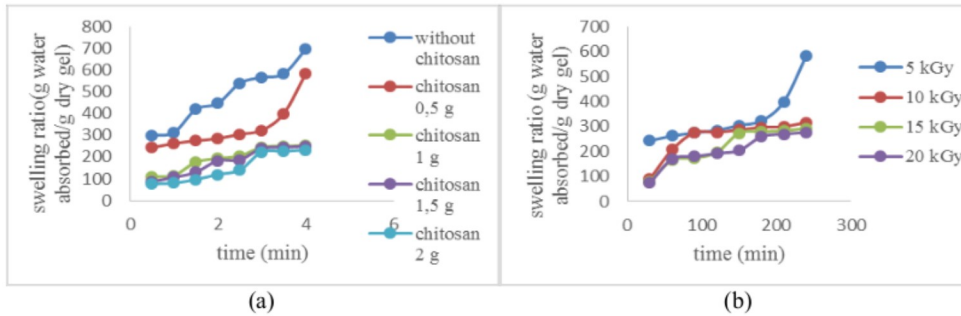
**Figure 1.** Superabsorbent hydrogel (a) variation of chitosan (b) variation of gamma irradiation dose with 0,5 g of chitosan

From figure 1 (a), the mass variation of chitosan used in the reactant affects the hydrogel colour. Figure 1 (b) shows how  $\gamma$ -ray of radiation makes the hydrogel texture difference. Hydrogel with high dose of radiation has a slight white colour due to crosslinking process between chitosan and neutralized poly(acrylic acid). In low dose of  $\gamma$ -ray radiation, chitosan acts as filler because of the imperfect crosslinking reaction.

#### 3.1. Swelling Capacity

Swelling value shows the ratio between mass of water or solution absorbed by hydrogel to mass of dry hydrogel. Swelling test can show the hydrogel performance. On swelling test, hydrogel powder was immersed into water with variation of time from 30 seconds to 240 seconds with 30 seconds of time interval.

$\gamma$ -irradiation technique has been performed to form crosslinking reaction between acrylic acid with potassium acrylate, and potassium acrylate with chitosan. Weight variation of chitosan in this research are 0, 0.5 g, 1 g, 1.5 g; and 2 g; and the irradiation dose was varied of 5 kGy, 10 kGy, 15 kGy and 20 kGy with a constant 50% neutralization of acrylid acid by using of potassium hydroxide.



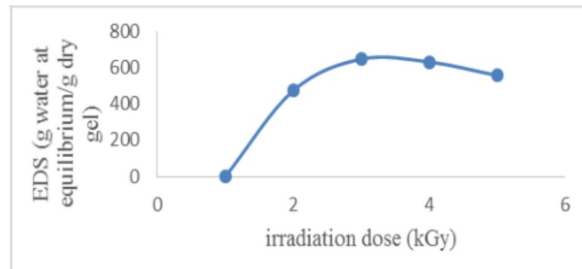
**Figure 2** Swelling capacity of superabsorbents with (a) variation of chitosan weight (b) variation of gamma radiation dose

In figure 2 (a) shows that the swelling of hydrogel decreases from 2 g of chitosan to 0 g of chitosan, meanwhile in figure 2 (b) the swelling of hydrogel increases from 20 kGy to 5 kGy with variation of time, 30 seconds to 240 seconds. Hydrogel with 240 seconds of time immersion has the greatest swelling capacity. At a longer time, the amount of water absorbed in the gel matrix would be higher. However, when it was reached a saturation condition, the gel won't absorb more water. More chitosan presents in the reactant cause the decreasing of water swelling capacity. Like other natural polymers, at constant total dose of radiation, there will be excess chitosan in the matrix which is not crosslinked properly and fill spaces between the crosslinked-network [21].

In figure 2 (b), total dose of gamma radiation has responsible for swelling capacity. Higher dose radiation causes the decreasing of hydrogel absorption capacity. 5 kGy of radiation result 583.3 g water/g dry hydrogel of swelling, and for 20 kGy of radiation generate 277 g water/g dry hydrogel of swelling. Total dose of radiation affects density of crosslinking reaction and absorption capacity. High density of the bond indicates small pore in the network, this may cause the difficulty for water to be absorbed inside [22].

### 3.2. Equilibrium Degree of Swelling (EDS)

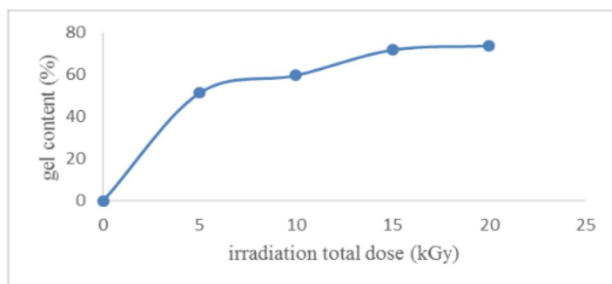
Equilibrium degree of swelling (EDS) is one of important parameters that shows swelling ratio in maximum condition. The maximum condition occurs because of the hydrophilic group in hydrogel which has the hydrogen bond with water, or the hydrophilic group in hydrogel reaches the equilibrium condition. In general, every hydrogel has different value of EDS, depending on the component. Figure 3 presents the effect of dose of radiation that has measured for 24 hours at room temperature. Higher dose of radiation causes the increasing of density of the network, and as a result, the EDS value decreases.



**Figure 3.** EDS value at constant chitosan composition (0.5 g)

### 3.3. Gel Content Analysis

Gel fraction is a parameter that used to evaluate the efficiency in the synthesis process of hydrogel depending on total dose of  $\gamma$ -radiation. Gel fraction has been tested on variation of radiation doses. Figure 4 presents how the radiation gives effect to the gel fraction. This figure shows that the gel content increases during the increasing of total dose of radiation [23].

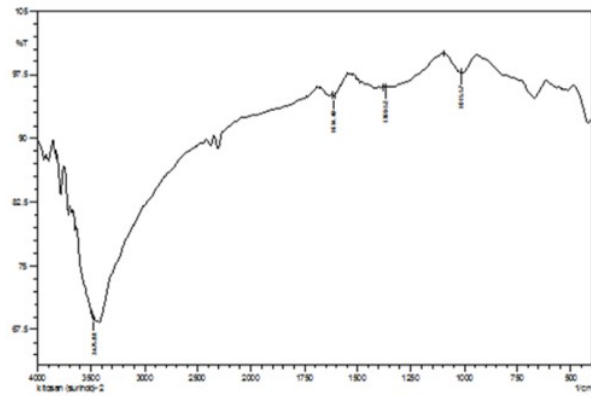


**Figure 4.** Gel content (%) at variation of  $\gamma$ - radiation total dose

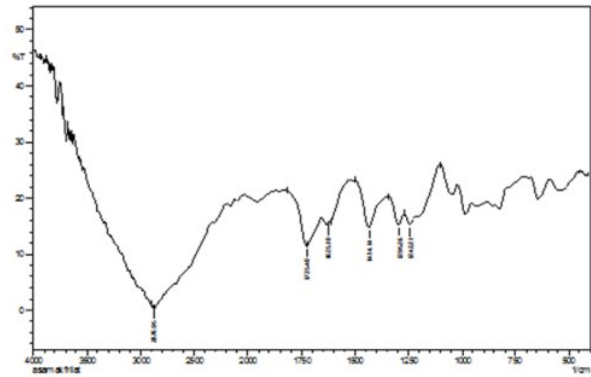
#### 3.4. Functional Group Analysis with FTIR

Infrared spectroscopy or *Fourier Transform Infrared* (FTIR) is the instrument that is used to find the functional groups of organic, polymer or coating compounds. FTIR is able to analyze material in many forms such as liquid, solid, fiber, paste, powder, or another form. Functional groups of modified hydrogel were confirmed by FTIR spectroscopy. Functional groups of chitosan was confirmed by the FTIR spectra study as shown in Figure 5. In figure 5 (a), the hydroxyl group appears at  $3475.88\text{ cm}^{-1}$  that is bothered by weak amine groups ( $-\text{NH}_2$ ) at  $3700\text{ cm}^{-1}$ . CO at  $1015.57\text{ cm}^{-1}$  indicates the bonding between CO and CN. In figure 5 (b), acrylid acid in the form of carboxylic acid, the peak at  $1725.40\text{ cm}^{-1}$  shows appearance of carbonyl groups ( $\text{C}=\text{O}$ ) in carboxylic compound and hydroxyl groups at  $2876.9\text{ cm}^{-1}$  are wider. This enlargement can be affected by dimer on the hydrogen bond. Spectra of poly (acrylic acid-co-potassium acrylate) at  $3454.51\text{ cm}^{-1}$  shows the existing of hydroxyl groups. Peak of carbonyl groups at  $1712.79\text{ cm}^{-1}$  in derivative of carboxylic compound are a result of partial neutralization of acrylic acid by potassium hydroxide. Peak at  $2951.09\text{ cm}^{-1}$  shows the bonding of C-H. Spectra of modified hydrogel from figure 5 (d) shows that hydroxyl groups appears at  $3450.65\text{ cm}^{-1}$ , C-H at  $2881.65\text{ cm}^{-1}$ ,  $1519.19\text{ cm}^{-1}$  for C-C (aryl groups), and  $1168.86\text{ cm}^{-1}$  for -C-O- and -C-N-.

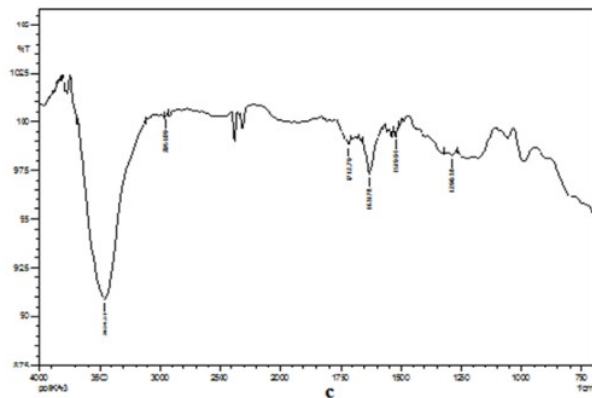




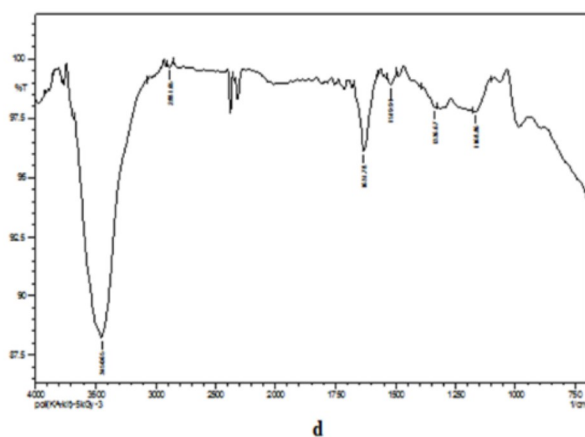
**a**



**b**



**c**



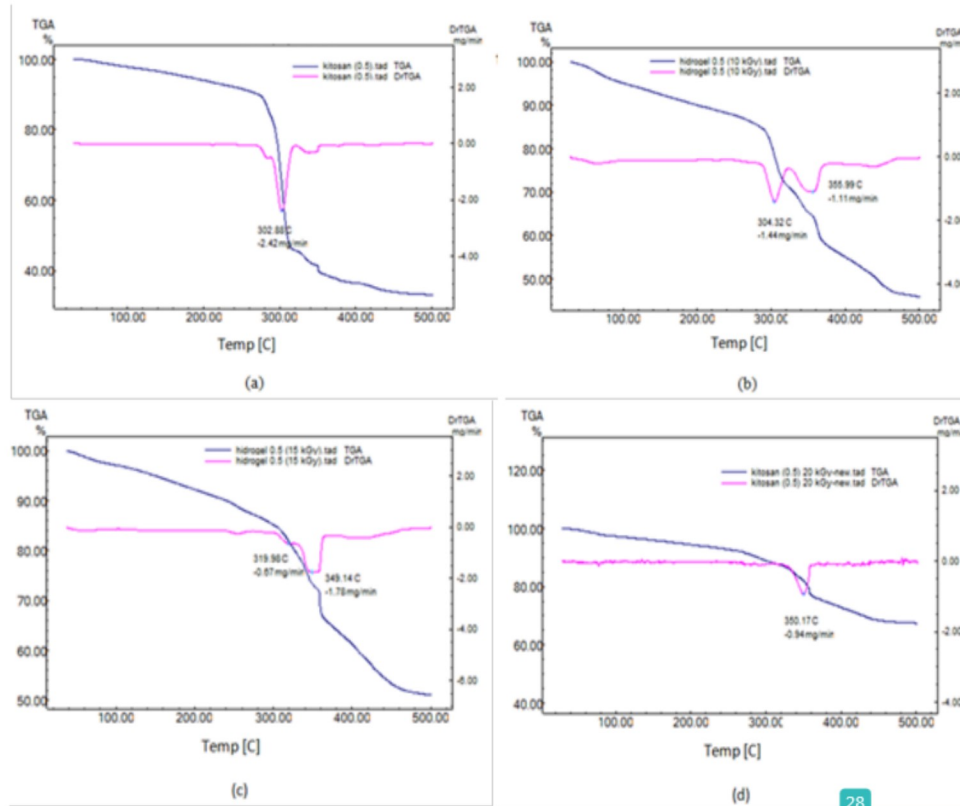
**Figure 5.** FTIR spectra of (a) Chitosan (b) acrylic acid (c) poly(acrylic acid) and (d) poly(acrylic acid)-graft-chitosan

### 3.5. Thermal Degradation

The thermal decomposition of poly(acrylic acid)-graft-chitosan was analyzed by using of TGA as shown in figure 6. High dose of radiation results the increasing of melting point temperature of the hydrogel. Melting point of the hydrogel obtained from this research for 5 kGy, 10 kGy, 15 kGy, 20 kGy variation of total dose of radiation are respectively 302.88°C, 304.32°C, 319.98°C and 350.17°C. The synthesis of hydrogel using the lowest dose (5 kGy) affects the improper reaction during the radiation. In another word, low dose of radiation produce the hydrogel with low density of crosslink, so the hydrogel becomes more amorphous.

Derivative graph of TGA in figure 6 (a), (b) and (c) show more than one peak of endotherm decomposition, this are indicate that chitosan in the hydrogels result unstable chain during the reaction, so that the products becomes sensitive to thermal charge and easier to degrade. From the thermogram, can be concluded that rate of heating of the hydrogels from 30°C to 500°C is 10°C/minute as shown in table 1.

From table 1, the fastest rate of hydrogel degradation in this research was obtained at 10 kGy of radiation and the slowest was at 20 kGy. 10 kGy is the best dose of  $\gamma$ -irradiation to synthesize hydrogel which results fastest thermal degradation. Lower and higher dose of radiation did not give good performance on the crosslink reaction. Dose of radiation which was too low brought weaker chain of the network. In another hand, too high dose of radiation caused too high chain density and resulted bad performance on swelling.



**Figure 6.** TGA thermogram of hydrogel produced by varied total dose of radiation (a) 5 kGy (b) 10 kGy (c) 15 kGy (d) 20 kGy

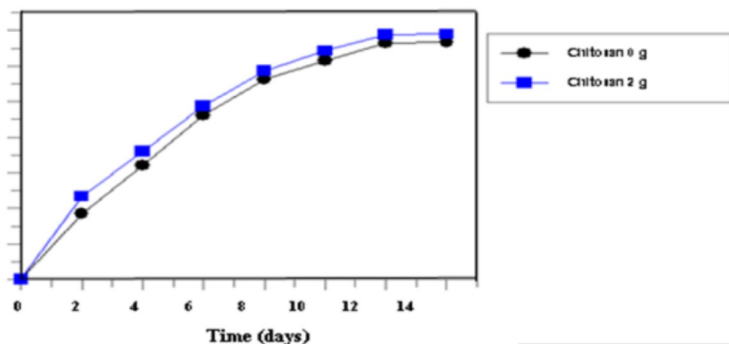
**Table 1.** Rate of thermal decomposition respect to the grafted hydrogel

Radiation dose (kGy)	Degradation rate (mg/min)
5	2.42
10	2.55
15	2.45
20	0.94

### 3.6. Biodegradation Study

Biodegradation is the degradation caused by biological activity like bacteria and enzyme. The most simple method for biodegradation is by measuring the loss of mass [24]. Weight loss of the hydrogel can be measured by weighing the initial weight and the weight of material after degradation procedure. Figure 7 shows the weight loss of hydrogel for some time intervals. Based on the data can be explained that the longer contact time between hydrogel and soil, the weight loss of hydrogel due to biodegradation of microorganism becomes higher. Effect of the chitosan existence in the grafted polymer is shown in figure 7. In this figure, the addition of chitosan causes the increasing of biodegradable ability of the hydrogel. Microorganism needs more time to decompose hydrogel

produced from pure synthetic material than hydrogel produced from synthetic material with the addition of chitosan as natural material. Like any other natural materials, chitosan is biodegradable. Microorganism activity can easily degrade chitosan in the soil. Chitosan based grafted polymer can be a solution to produce an eco-friendly superabsorbent resin for diaper application with great performance.




**Figure 7.** Biodegradation of poly(acrylic acid)-graft-chitosan at varied using of chitosan

Hydrogel with 2 g of chitosan has 13.8% rate of biodegradation, faster than hydrogel without chitosan which only reaches 13.3%. Hydrogel with more chitosan is easy to digest by microorganism in the soil. Microorganism activity will break the chemical bond [25]. The difference weight loss between hydrogel with chitosan and hydrogel without chitosan were not significant because some species of microorganisms in the soil can not decompose chitosan [7].

#### 35. SEM Study

The surface morphology of the hydrogel was characterized by SEM at magnifications of 750x. Pore size of modified hydrogel is ranged from 10  $\mu\text{m}$  to 25  $\mu\text{m}$  and was confirmed by SEM as shown in figure 8. Hydrogel without chitosan with same composition and neutralization condition of acrylic acid has 38-39  $\mu\text{m}$  of pore size. Hydrogel poly(acrylic acid)-graft-chitosan has a smaller pore than poly(acrylic acid) without chitosan. In some parts of the matrix found that chitosan filled in some pores of hydrogel and caused reduction of the hydrogel pore size.



**Figure 8.** SEM micrograph of poly(acrylic acid)-graft-chitosan



#### 4. Conclusion

The best product of poly (acrylic acid)-graft-chitosan superabsorbent hydrogel obtained from this study was produced with addition of 0.5 g of chitosan and synthesized using 5 kGy total dose of  $\gamma$ -ray radiation which has reached 583.3 g water/g dry hydrogel of swelling capacity. This product has the biggest absorption capacity than the other compositions and doses. In addition, rate of thermal degradation of this superabsorbent hydrogel is 24.2 mg/min, and the biodegradation ability is better than product which irradiated with total dose of 10 kGy, 15 kGy and 20 kGy.

#### 5. References

- [1] Das D, 2014 *Composite Non-Woven Materials* (United Kingdom: Woodhead Publishing Limited) p 74-88
- [2] Torrijos M, Sousbie P, Rouez M, Lemunier M, Lessard Y, Galtier L, Simao A and Steyer J P 2014 *Waste Management* **34** 669-75
- [3] Global Industry Analysts Inc. (GIA) 2017 Baby Disposable Diapers- Global Strategic Business Report, [online] Available at: [http://www.prweb.com/releases/baby\\_disposable\\_diapers/premium\\_designer\\_diapers/prweb8973346.htm](http://www.prweb.com/releases/baby_disposable_diapers/premium_designer_diapers/prweb8973346.htm) [Accessed 30 Mar. 2017]
- [4] Euromonitor International 2017 Nappies/Diapers/Pants in Indonesia, [online] Available at: <http://www.euromonitor.com/nappies-diapers-pants> [Accessed 30 Mar. 2017].
- [5] Colón J, Mestre-Montserrat M, Puig-Ventosa I and Sánchez A 2013 *Waste Management* **33** 1097-103
- [6] Kosemund K, Schlatter H, Ochsenhirt J L, Krause E L, Marsman D S and Erasala G N 2009 *Regulatory Toxicology and Pharmacology* **53** 81-9
- [7] Pradhan A K, Rana P K and Sahoo P K 2014 *International Journal of Biological Macromolecules* **74** 620-6
- [8] Spagnol C, Rogdriguez F H A, Pereira A G B P, Fajardo A R Rubira A F and Muniz E C 2012 *Cellulose* **19** (4) 1225-37
- [9] Singh V, Kumar P and Sanghi R 2012 *Progress in Polymer Science* **37** (2) 340-64
- [10] Likhitha M, Sailaja R R N, Priyambika V S and Ravibabu M V 2014 *International Journal of Biological Macromolecules* **65** 500-8
- [11] Huang Z, Liu S, Fang G and Zhang B 2013 *Carbohydrate Polymers* **92** 2314-20
- [12] Barleany D R, Ulfiyani F, Istiqomah S, Heriyanto H, Rahmayetty and Erizal 2015 *AIP Conference Proceeding 1699 2<sup>nd</sup> International Conference of Chemical and Material Engineering (ICCME) 2015* (Semarang 29-30 September Indonesia) 040008-1-040008-10 doi: 10.1063/1.4938323
- [13] Glampedaki P and Duschek V 2015 *Functional Finishes for Textiles* (United Kingdom: Woodhead Publishing Series in Textiles) p 283-302
- [14] Rusu A G, Popa M, Ibanescu C, Danu M and Verestiuc L 2016 *Materials Letters* **164** 320-4
- [15] Erizal, Abbas B, Sukaryo S G and Barleany D R 2015 *Indo. J. Chem.* **15** (3) 281-7
- [16] Barleany D R, Alim I P, Rizkiyah N, Lusi U T, Heriyanto H and Erizal 2016 *Proceeding of International Conference on Technology, Innovation, and Society (ICTIS) 2016* (Padang 20-21 July Indonesia)
- [17] Anbinder P, Macchi C, Amalvy J and Somoza A 2016 *Carbohydrate Polymers* **145** 86-94
- [18] Chen Y, Zhang Y, Wang F, Meng W, Yang X, Li P, Jiang J, Tan H and Zheng Y 2016 *Materials Science and Engineering C* **63** 18-29
- [19] Cruz A, García-Uriostegui L, Ortega A, Isoshima T and Burillo G 2017 *Carbohydrate Polymers* **155** 303-12
- [20] Barleany D R, Lestari R S D, Yulvianti M, Susanto T R, Shalina and Erizal 2017 *International Journal on Advanced Science Engineering and Information Technology* **7** (2) 702-8
- [21] Abd. Alla S G, Sen M and El-Naggar A W M 2012 *Carbohydrate Polymers* **89** (2) 478-85
- [22] Hemvichian K, Chantawong A and Suwanmala P 2014 *Radiation Physics and Chemistry* **103**

167-71.

- [23] Demeter M, Virgolici M, Vancea C, Scaresorenau A, Kaya M G A and Meltzer V 2017 *Radiation Physics and Chemistry* **131** 51-9
- [24] Saruchi, Kaith B S, Jindal R and Kumar V 2015 *Polymer Degradation and Stability* **115** 24-31
- [25] Mittal H, Mishra S B, Mishra A K, Kaith B S, Jindal R and Kalia S 2013 *Carbohydrate Polymers* **98 (1)** 397-404

# Degradation Behaviour of Gamma Irradiated Poly(Acrylic Acid)-graft-Chitosan Superabsorbent Hydrogel

## ORIGINALITY REPORT

**21** %  
SIMILARITY INDEX

**13** %  
INTERNET SOURCES

**19** %  
PUBLICATIONS

**6** %  
STUDENT PAPERS

## PRIMARY SOURCES

**1** [coek.info](http://coek.info)  
Internet Source 1 %

**2** [123dok.com](http://123dok.com)  
Internet Source 1 %

**3** [windeng.t.u-tokyo.ac.jp](http://windeng.t.u-tokyo.ac.jp)  
Internet Source 1 %

**4** Kosemund, K.. "Safety evaluation of superabsorbent baby diapers", Regulatory Toxicology and Pharmacology, 200903  
Publication 1 %

**5** [aip.scitation.org](http://aip.scitation.org)  
Internet Source 1 %

**6** [ris.utwente.nl](http://ris.utwente.nl)  
Internet Source 1 %

**7** Dhena Ria Barleany, Jayanudin, Andriano Suryawan Utama, Ukas Riyupi et al. "Synthesis and characterization of chitosan/polyvinyl alcohol crosslinked poly(N-isopropylacrylamide) smart hydrogels via  $\gamma$ -

radiation", Materials Today: Proceedings,  
2023

Publication

---

8

Pablo Anbinder, Carlos Macchi, Javier Amalvy, Alberto Somoza. "Chitosan-graft-poly(n-butyl acrylate) copolymer: Synthesis and characterization of a natural/synthetic hybrid material", Carbohydrate Polymers, 2016

Publication

---

9

[portalrecerca.uab.cat](http://portalrecerca.uab.cat)

Internet Source

---

10

P DELATORRE, S TORRADO, S TORRADO.  
"Interpolymer complexes of poly(acrylic acid) and chitosan: influence of the ionic hydrogel-forming medium", Biomaterials, 2003

Publication

---

11

Renu Singh, C. N. Murthy. "Synthesis and characterization of hydrogels from template polymerization of acrylic acid on to modified chitosan", Polymer Bulletin, 2013

Publication

---

12

M. Torrijos, P. Sousbie, M. Rouez, M. Lemunier, Y. Lessard, L. Galtier, A. Simao, J.P. Steyer. "Treatment of the biodegradable fraction of used disposable diapers by co-digestion with waste activated sludge", Waste Management, 2014

Publication

---

1 %

1 %

1 %

1 %

1 %



13	<a href="http://repo-dosen.ulm.ac.id">repo-dosen.ulm.ac.id</a> Internet Source	1 %
14	<a href="http://vibgyorpublishers.org">vibgyorpublishers.org</a> Internet Source	1 %
15	Mantian Zhong. "Study on open operation and compactness based on constructing rough set L-f topological space", Journal of Physics: Conference Series, 2021 Publication	<1 %
16	<a href="http://www.prweb.com">www.prweb.com</a> Internet Source	<1 %
17	H. Mittal, Shivani B. Mishra, A.K. Mishra, B.S. Kaith, R. Jindal, S. Kalia. "Preparation of poly(acrylamide-co-acrylic acid)-grafted gum and its flocculation and biodegradation studies", Carbohydrate Polymers, 2013 Publication	<1 %
18	Cristiane Spagnol, Francisco H.A. Rodrigues, Antonio G.B. Pereira, André R. Fajardo, Adley F. Rubira, Edvani C. Muniz. "Superabsorbent hydrogel composite made of cellulose nanofibrils and chitosan-graft-poly(acrylic acid)", Carbohydrate Polymers, 2012 Publication	<1 %
19	<a href="http://daneshyari.com">daneshyari.com</a> Internet Source	<1 %

20

Submitted to Far Eastern University

Student Paper

&lt;1 %

21

Kariman M. El Salmawi, Sayeda M. Ibrahim. "Radiation Grafting of 2-Hydroxy Ethyl Methacrylate (HEMA)/Glycidyl Methacrylate (GMA) onto Polyethylene-Coated Polypropylene Non-woven Fabric", Polymer-Plastics Technology and Engineering, 2005

Publication

&lt;1 %

22

Angélica Cruz, Lorena García-Uriostegui, Alejandra Ortega, Takashi Isoshima, Guillermina Burillo. "Radiation grafting of N - vinylcaprolactam onto nano and macrogels of chitosan: Synthesis and characterization", Carbohydrate Polymers, 2017

Publication

&lt;1 %

23

[www.jebas.org](http://www.jebas.org)

Internet Source

&lt;1 %

24

G T Rekso, A Sudradjat. "Synthesis of Ag nano-chitosan in lactic acid solvent by irradiation method", IOP Conference Series: Materials Science and Engineering, 2019

Publication

&lt;1 %

25

Maneewong, Chutamas, Jackapon Sunthornvarabhas, and Klana Rong Sriroth. "Evaluation of Gamma Radiation on NR/PHBV

&lt;1 %

# Blends", Applied Mechanics and Materials, 2013.

Publication

---

26	<a href="http://mdpi.com">mdpi.com</a> Internet Source	<1 %
27	<a href="http://pdffox.com">pdffox.com</a> Internet Source	<1 %
28	<a href="http://www.scielo.br">www.scielo.br</a> Internet Source	<1 %
29	Submitted to Alfaisal University Student Paper	<1 %
30	<a href="http://api.intechopen.com">api.intechopen.com</a> Internet Source	<1 %
31	<a href="http://mdpi-res.com">mdpi-res.com</a> Internet Source	<1 %
32	<a href="http://www.science.gov">www.science.gov</a> Internet Source	<1 %
33	Huacai Ge, Senkang Wang. "Thermal preparation of chitosan-acrylic acid superabsorbent: Optimization, characteristic and water absorbency", Carbohydrate Polymers, 2014 Publication	<1 %
34	P A Putro, A S Sulaeman, Erizal. "Synthesis and characterization of swelling properties superabsorbent Hydrogel	<1 %

Carboxymethylcellulose-g-Poly (Acrylic Acid)/Natrium Alginate cross-linked by gamma-ray irradiation technique", Journal of Physics: Conference Series, 2019

Publication

35

Yudi Deng, Jinyuan Chen, Jinyu Huang, Xushan Yang, Xudong Zhang, Sijie Yuan, Wenzhen Liao. "Preparation and characterization of cellulose/flaxseed gum composite hydrogel and its hemostatic and wound healing functions evaluation", Cellulose, 2020

Publication

<1 %

36

[pubmed.ncbi.nlm.nih.gov](https://pubmed.ncbi.nlm.nih.gov)

Internet Source

<1 %

37

Basel Al-Rudainy, Mats Galbe, Monica Arcos Hernandez, Patric Jannasch, Ola Wallberg. "Impact of Lignin Content on the Properties of Hemicellulose Hydrogels", Polymers, 2018

Publication

<1 %

38

H. L. Abd El - Mohdy, El - Sayed A. Hegazy, H. A. Abd El - Rehim. "Characterization of Starch/Acrylic Acid Super - Absorbent Hydrogels Prepared by Ionizing Radiation", Journal of Macromolecular Science, Part A, 2006

Publication

<1 %

39

Okada, M.. "Chemical syntheses of biodegradable polymers", Progress in

<1 %



40

Diejing Feng, Bo Bai, Chenxu Ding, Honglun Wang, Yourui Suo. " Synthesis and Swelling Behaviors of Yeast- -Poly(acrylic acid) Superabsorbent Co-polymer ", Industrial & Engineering Chemistry Research, 2014

Publication

---

<1 %

41

Gabriela Costa Milhomens, Camila Guimarães de Almeida, Rafaella de Sousa Salomão Zanette, Nelson Luis Gonçalves Dias de Souza et al. "Biocompatibility and adsorption properties of hydrogels obtained by graft polymerization of acrylic acid on cellulose from rice hulls", Iranian Polymer Journal, 2018

Publication

---

<1 %

42

Jing, R.. "Radiation synthesis and characteristic of IPN hydrogels composed of poly(diallyldimethylammonium chloride) and Kappa-Carrageenan", Radiation Physics and Chemistry, 200109

Publication

---

<1 %

43

Sha Cheng, Wei Zeng, Xiaomei Liu, Junji Zhao, Xueyan Qiu, Ziqiang Lei. "Anti-evaporation Performance of Water in Soil of Superabsorbent Resin with Fast Water Absorption Rate", Water, Air, & Soil Pollution, 2020

Publication

<1 %

---

Exclude quotes      On

Exclude matches      Off

Exclude bibliography      On

# Degradation Behaviour of Gamma Irradiated Poly(Acrylic Acid)-graft-Chitosan Superabsorbent Hydrogel

---

GRADEMARK REPORT

---

FINAL GRADE

**/0**

GENERAL COMMENTS

**Instructor**

---

PAGE 1

---

PAGE 2

---

PAGE 3

---

PAGE 4

---

PAGE 5

---

PAGE 6

---

PAGE 7

---

PAGE 8

---

PAGE 9

---

PAGE 10

---

PAGE 11

---

PAGE 12

---

PAGE 13

---