

# 5

*by* Rahmayetty Rahmayetty\_5

---

**Submission date:** 03-Apr-2023 11:17PM (UTC+0700)

**Submission ID:** 2054736465

**File name:** 2\_The\_Effect\_of\_Cellulose\_Nanocrystalline.pdf (665.82K)

**Word count:** 2558

**Character count:** 13687

# The Effect of Cellulose Nanocrystalline Blending to the Mechanical Properties of Composite Edible Film (PLA/CNC)

Rahmayetty, Endarto Y. Wardhono, Alfirano, Nufus Kanani

Engineering Faculty, Universitas Sultan Ageng Tirtayasa, Banten-Indonesia

Email: rahmayetty@untirta.ac.id

**Abstract** - Edible film is a thin and transparent plastic made from edible materials and protects material from damage due to the environment and microorganisms disaster. Polylactic acid (PLA) is one of polymer which potentially used as raw material of edible films. PLA is a very fragile nature material, so it necessary combining PLA with nanocrystalline cellulose (CNC) to improve it is properties. Combining PLA with nanocrystalline cellulose (CNC) could increase the mechanical properties of tensile strength and elongation at break of PLA. The aim of this study was to obtain the the best formulation of PLA-CNC to get the optimum tensile strength and elongation at break of PLA. The result showed that the addition of CNC was decrease tensile strength and increased elongation at break. The best mechanical properties of edible film is reached by using 20% CNC.

**Keywords:** edible film, PLA, CNC, tensile strength, elongation at break

## 4 1. INTRODUCTION

Packaging is a coordinated system to prepare goods to be ready to be transported, distributed, stored, sold and used. Currently, the packaging materials commonly used are plastic polymers, because they are

lightweight, inexpensive, easily obtainable and shaped according to the product to be packaged. However, the use of plastic has caused serious problems. The nature of plastic that is not easily biodegradable has caused environmental damage. Another negative aspect is that plastic polymers which are not heat-resistant can cause contamination through the transmission of the monomer to packaged materials so that they do not meet food safety rules. With increasing public awareness of the importance of healthy living, encouraging the use of safer and healthier food packaging technologies. One type of packaging that is environmentally friendly is edible film and coating.

Edible film as food packaging can be formulated in the form of nano technology, which allows it to control the release of bioactive compounds contained in it (Quirós-Sauceda et al., 2014). Nanoparticles function as

carrier material and distribute bioactive compounds throughout the food (Bouwmeester et al., 2009). One polymer that has the potential to be developed as a raw material for edible films is polylactic acid (PLA). PLA is a polymer that is biocompatible, biodegradable and derived from renewable resources (Mofokeng, JP, & Luyt, AS., 2015). PLA can be obtained from lactic acid derived from sugar, starch and cellulose (Lasprilla et al., 2012). PLA is a non-toxic and non-carcinogenic polymer for the human body so it is very good to use for food packaging applications.

Previous research that had been carried out was the making of PLA from lactic acid by direct polycondensation method without catalyst. The optimum results obtained were at gradual polycondensation temperature (150°C for 2 hours and continued 180°C for 2 hours). The PLA produced had a molecular weight (Mw) of 2820. The PLA produced was brittle (Rahmayetty, 2017b). The very fragile nature of PLA with elongation at break of less than 10% will limit the polymer processing conditions (Rasal & Hirt, 2010). PLA films for food packaging applications must have high elasticity at room temperature,

transparency and low crystallinity (El-Hadi, Ahmed M., 2017).

Modification of PLA by blending or composite with other polymers can improve the mechanical properties of tensile strength and elongation at break of PLA. The choice of polymer to make PLA composite material will affect the characteristics of the composite polymer produced. Cellulose is a polymer derived from plant cellulose fiber which has abundant availability. Cellulose in the form of nanoparticles or known as nanocrystalline cellulose (CNC) is commonly used to improve the mechanical properties of biopolymer-based materials (Eichhorn et al., 2010). According to Jalal Uddin et al., 2011, CNC has a high crystalline structure and has excellent properties such as tensile strength and elasticity modulus. CNC is an effective material for strengthening polymer materials. Adding 2% of CNC weight to poly (vinyl alcohol) (PVA) can increase modulus tests by 49% (Chen et al., 2012); the use of 5% CNC weight into chitosan-based edible films increased tensile strength by 26% (Khan et al., 2012); and on CNC-natural rubber nanocomposite applications, both

tensile strength and tensile modulus values increase respectively 38% and 433% (Zhang et al., 2014). The CNC concentration added to the polymer will greatly affect the tensile strength and elongation modulus values of the composite polymer produced. Based on the description above, research on making edible coating films from PLA-CNC composites needs to be done to produce packaging material with good characteristics.

## 2. MATERIAL AND METHODS

### 2.1 Materials

Commercially available PLA pellets (PLA; Ingeo™ Biopolymer 4060D) was supplied by NatureWorks LCC, USA and *cellulose nanocrystals* (CNC) powders was purchased from Sigma-Aldrich, Singapore. Chloroform was obtained from Merck, Jakarta, Indonesia.

### 2.2 Methods

The CNC powder was dissolved in chloroform and then was sonicated for 5 minutes to get the dispersed phase. PLA in the form of solids was dissolved in chloroform (2 grams of PLA in 50 ml of chloroform). The CNC that has been dispersed in

chloroform was added to the PLA solution with a certain ratio. The CNC fraction added to the PLA solution was varied ie 2.5%, 5%, 10% and 20% (w/w). Poly ethylene glycole (PEG) was added as much as 10% as plasticizer. Melt compounding was carried out by sonicated for 10 minutes. The solution was then poured in a glass plate to form a film with a thickness of 0.5 mm and dried for 1 day. Chloroform drying and removal was carried out at a temperature of 60°C. The dried film was removed from the plate and analyzed.

### 2.3 Characterization of mechanical properties

The analysis of edible film mechanical properties were tensile strength and elongation at break. Tensile strength and elongation at break were determined using the ASTM D882-02 method. Films were cut manually into 1.5x10 cm and then stretched by Instron 5585H tensometer using at a crosshead speed of 12.5 mm/min. Testing conditions include relative humidity of 50±5 and temperature of 23±2°C. At least 5 samples per treatment were tested and values were averaged.

### 17 3. RESULTS AND DISCUSSION

#### 3.1 Visual of edible film

The resulting PLA-CNC composite edible film has a white visual shape with a flexible structure, as shown in Figure 1.




Figure 1 composite edible film of PLA-CNC (a) 5% CNC (b) 20% CNC

Increasing concentration of CNCs in PLA matrix causes the edible film visual form not homogeneous due to uneven PLA and CNC mixing. In this study mixing PLA and CNC using only a sonicator with a frequency of 15 kHz for 10 minutes and without using a homogenizer. Uneven mixing affects the shape and mechanical strength of edible films.

#### 3.2 Characteristics of mechanical properties of edible films

The characteristics of the mechanical properties of the edible films produced were analyzed through tensile strength and elongation at break tests. The mechanical properties of edible films are shown in Figure 2. Figures 2 and 3 show that the addition of CNC improved the mechanical properties of edible films. The addition of 2.5% (w/w) CNC from PLA produces the highest tensile strength of 15.72%. The same results were also informed by Agustin et al. Increased tensile strength caused by CNC as a filler that fills the PLA matrix and the presence of CNC and PLA interface adhesion forces. Interface adhesion from PLA and CNC is caused by both containing hydroxyl groups that form hydrogen bonds interfaces. A strong H bond between the CNC and PLA faces causes effective reinforcement of the matrix. However, increasing the number of CNCs can cause damage to mechanical properties. As the number of CNC increases, elongation at break also increases. The highest elongation at break is 22.4% at the addition of 20% CNC.

The increase of elongation at break from PLA-CNC blend film was caused by CNC which fills the PLA matrix and the presence of plasticizers in the form of polyethylene glycol by 10% (W) of PLA and CNC total weight.

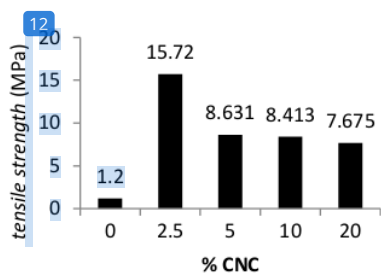


Figure 2 tensile strength edible film

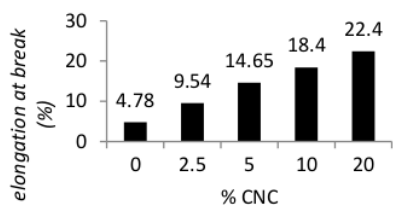


Figure 3 elongation at break edible film

Comparison of edible film results with standard edible films is shown in Table 1. Based on tensile strength and elongation at break analysis, the addition of 20% CNC produces the best edible film characteristics.

Table 1 Comparison of edible film characteristics with standard of edible films

Treatment (PLA : CNC)	Tensile strength (MPa)	Elongation at break (%)
T1 (100 : 0)	1.2	4.78
T2 (100 : 2.5)	15.72	9.54
T3 (100 : 5)	8.63	14.65
T4 (100 : 10)	8.41	18.40
T5 (100 : 20)	7.68	22.4
Standard of edible film ( <i>bbp4b.litbang.kkp.go.id</i> )	2	25-45

#### 4. CONCLUSION

Addition of CNC to PLA matrix was increase tensile strength and elongation at break from edible film. Mechanical properties of edible films that approached the standard edible film were obtained by adding 20% CNC to the PLA matrix (T5 100: 20), with tensile strength and elongation at break were 7.68 MPa and 22.4% respectively.

#### ACKNOWLEDGMENTS

The authors gratefully thank support from the following schemes: research

grant from Universitas Sultan ageng Tirtayasa through the scheme of *Penelitian Lanjutan Unggulan* <sup>6</sup> *Institusi: The Development of Sultan Ageng Tirtayasa University as Center of Excellence in Food Security for Nation Competitiveness* (593/UN43.9/PL/2018).

## REFERENCES

- Agustin, Melissa B, De Leon, Enna Richel P, Buenaobra, Jerico L, Alonzo, Shanna Marie M, Patriana, Famille M, Hirose, Fumihiko, & Ahmmad, Bashir. Starch Based Bioplastics Reinforced with Cellulose Nanocrystals from Agricultural Residues.
- Anker, M., Berntsen, J., Hermansson, A.-M., Stading, M. (2002). Improved water vapor barrier of whey protein films by addition of an acetylated monoglyceride. *Innov. Food Sci. Emerg. Technol.* 3, 81–92.
- [bbp4b.litbang.kkp.go.id](http://bbp4b.litbang.kkp.go.id) diakses pada 10 February 2018 pukul 10:30 WIB.
- Bouwmeester, H., Dekkers, S., Noordam, M.Y., Hagens, W.I., Bulder, A.S., De Heer, C., Ten Voorde, S.E., Wijnhoven, S.W., Marvin, H.J., Sips, A.J. (2009). Review of health safety aspects of nanotechnologies in food production. *Regul. Toxicol. Pharmacol.* 53, 52–62.
- Chen, D., Lawton, D., Thompson, M.R., Liu, Q. (2012). Biocomposites reinforced with cellulose nanocrystals derived from potato peel waste. *Carbohydr. Polym.* 90, 709–716.
- Czaja, W., Krystynowicz, A., Bielecki, S., Brown Jr, R.M. (2006). Microbial cellulose—the natural power to heal wounds. *Biomaterials* 27, 145–151.
- Dhar, P., Tarafder, D., Kumar, A., Katiyar, V. (2015). Effect of cellulose nanocrystal polymorphs on mechanical, barrier and thermal properties of poly (lactic acid) based bionanocomposites. *Rsc Adv.* 5, 60426–60440.
- Eichhorn, S.J., Dufresne, A., Aranguren, M., Marcovich, N.E., Capadona, J.R., Rowan, S.J., Weder, C., Thielemans, W., Roman, M., Renneckar, S. (2010). current international research into cellulose nanofibres and nanocomposites. *J. Mater. Sci.* 45, 1.
- El-Hadi, Ahmed M. (2017). Increase the elongation at break of poly (lactic acid) composites for use in food packaging films. *Scientific Reports*, 7, 46767.
- Falguera, V., Quintero, J.P., Jiménez, A., Muñoz, J.A., Ibarz, A. (2011). Edible films and coatings: structures, active functions and trends in their use. *Trends Food Sci. Technol.* 22, 292–303.
- Hamad, W.Y., Chuanwei, M. (2014). Nanocomposite biomaterials of nanocrystalline cellulose (NCC) and polylactic acid (PLA).
- Hossain, K.M.Z., Ahmed, I., Parsons, A.J., Scotchford, C.A., Walker, G.S., Thielemans, W., Rudd, C.D. (2012). Physico-chemical and mechanical properties of nanocomposites prepared using cellulose nanowhiskers and poly (lactic acid). *J. Mater. Sci.* 47, 2675–2686.

- <http://www.beritasatu.com/ekonomi>, diunduh pada tanggal 20 maret 2018
- Hu, Y., Catchmark, J.M., Zhu, Y., Abidi, N., Zhou, X., Wang, J., Liang, N. (2014). Engineering of porous bacterial cellulose toward human fibroblasts ingrowth for tissue engineering. *J. Mater. Res.* 29, 2682–2693.
- Jalal Uddin, A., Araki, J., Gotoh, Y. (2011). Toward “strong” green nanocomposites: polyvinyl alcohol reinforced with extremely oriented cellulose whiskers. *Biomacromolecules* 12, 617–624.
- Jamshidian, M., Tehrany, E.A., Imran, M., Akhtar, M.J., Cleymand, F., Desobry, S. (2012). Structural, mechanical and barrier properties of active PLA–antioxidant films. *J. Food Eng.* 110, 380–389.
- Jamshidian, M., Tehrany, E.A., Imran, M., Jacquot, M., Desobry, S. (2010). Poly-Lactic Acid: production, applications, nanocomposites, and release studies. *Compr. Rev. Food Sci. Food Saf.* 9, 552–571.
- Khan, A., Khan, R.A., Salmieri, S., Le Tien, C., Riedl, B., Bouchard, J., Chauve, G., Tan, V., Kamal, M.R., Lacroix, M. (2012). Mechanical and barrier properties of nanocrystalline cellulose reinforced chitosan based nanocomposite films. *Carbohydr. Polym.* 90, 1601–1608.
- Lasprilla, A.J., et al., (2012). Poly-lactic acid synthesis for application in biomedical devices—A review. *Biotechnology advances.* 30(1): p. 321-328.
- Lin, N., Huang, J., Chang, P.R., Feng, J., Yu, J. (2011). Surface acetylation of cellulose nanocrystal and its reinforcing function in poly (lactic acid). *Carbohydr. Polym.* 83, 1834–1842.
- Mofokeng, JP, & Luyt, AS. (2015). Morphology and thermal degradation studies of melt-mixed poly (lactic acid)(PLA)/poly (ε-caprolactone)(PCL) biodegradable polymer blend nanocomposites with TiO<sub>2</sub> as filler. *Polymer Testing*, 45, 93-100.
- Quirós-Sauceda, A.E., Ayala-Zavala, J.F., Olivas, G.I., González-Aguilar, G.A. (2014). Edible coatings as encapsulating matrices for bioactive compounds: a review. *J. Food Sci. Technol.* 51, 1674–1685.
- Rahmayetty, Dhena Ria Barleany, Endang Suhendi, Bayu Prasetya, Tuti Andiyani. (2017a). Polylactic acid synthesis via Direct Polycondensation Method Using *Candida rugosa* lipase catalyst. *World Chemical engineering journal* vol 5 No.2.
- Rahmayetty, Sukirno, Prasetya, Bambang, & Gozan, Misri. (2015). Effect of Temperature and Concentration of SnCl<sub>2</sub> on Depolymerization Process of Lactide Synthesis from L-Lactic Acid via Short Polycondensation. Vol. 10. p. 41942-41946.
- Rahmayetty, Sukirno, Prasetya, Bambang, & Gozan, Misri. (2017b). *Synthesis and characterization of L-lactide and polylactic acid (PLA) from L-lactic acid for biomedical applications*. Paper presented at the AIP Conference Proceedings.



- Rasal, R. M.: Janorkar, A. V. & Hirt, D.E. (2010). *Poly(lactic acid) modifications*. Progress in Polymer Science, Vol.35, No.3, pp.338-356.
- Shah, N., Ul-Islam, M., Khattak, W.A., Park, J.K. (2013). Overview of bacterial cellulose composites: a multipurpose advanced material. *Carbohydr. Polym.* 98, 1585–1598.
- Zhang, C., Dan, Y., Peng, J., Turng, L.-S., Sabo, R., Clemons, C. (2014). Thermal and mechanical properties of natural rubber composites reinforced with cellulose nanocrystals from southern pine. *Adv. Polym. Technol.* 33.

## ORIGINALITY REPORT

16%

SIMILARITY INDEX

10%

INTERNET SOURCES

13%

PUBLICATIONS

6%

STUDENT PAPERS

## PRIMARY SOURCES

1	<a href="http://linter.untar.ac.id">linter.untar.ac.id</a> Internet Source	2%
2	Submitted to Chulalongkorn University Student Paper	2%
3	A Satriyatama, V A A Rochman, R E Adhi. "Study of the Effect of Glycerol Plasticizer on the Properties of PLA/Wheat Bran Polymer Blends", IOP Conference Series: Materials Science and Engineering, 2021 Publication	1%
4	<a href="http://ijariie.com">ijariie.com</a> Internet Source	1%
5	Samuel Boscq, Stéphanie Dutertre, Ioannis Theodorou, Bénédicte Charrier. "Targeted Laser Ablation in the Embryo of <i>Saccharina latissima</i> ", Journal of Visualized Experiments, 2022 Publication	1%
6	<a href="http://www.bioflux.com.ro">www.bioflux.com.ro</a> Internet Source	1%

7	Agustin, M. B., B. Ahmmad, S. M. M. Alonzo, and F. M. Patriana. "Bioplastic based on starch and cellulose nanocrystals from rice straw", Journal of Reinforced Plastics and Composites, 2014. Publication	1 %
8	Submitted to University of Nottingham Student Paper	1 %
9	coek.info Internet Source	1 %
10	vuir.vu.edu.au Internet Source	1 %
11	Yus Rama Denny, Teguh Firmansyah, Isnaeni, Sovian Aritonang, AM Kartina. "Evaluation of band gap energy and surface roughness for tin indium zinc oxide thin films by atomic force microscopy and electron spectroscopy", IOP Conference Series: Materials Science and Engineering, 2018 Publication	1 %
12	bioresources.cnr.ncsu.edu Internet Source	1 %
13	www.science.gov Internet Source	1 %
14	Armentano, I., N. Bitinis, E. Fortunati, S. Mattioli, N. Rescignano, R. Verdejo, M.A.	1 %

Lopez-Manchado, and J.M. Kenny.  
"Multifunctional nanostructured PLA materials  
for packaging and tissue engineering",  
Progress in Polymer Science, 2013.

Publication

---

15

Dyshlyuk, Lyubov, Olga Babich, Daria Belova,  
and Alexander Prosekov. "Comparative  
Analysis of Physical and Chemical Properties  
of Biodegradable Edible Films of Various  
Compositions : COMPARATIVE ANALYSIS OF  
EDIBLE FILMS", Journal of Food Process  
Engineering, 2015.

Publication

---

16

G. I. Olivas, G. V. Barbosa-Cánovas. "Edible  
Coatings for Fresh-Cut Fruits", Critical Reviews  
in Food Science and Nutrition, 2005

Publication

---

17

[www.hindawi.com](http://www.hindawi.com)

Internet Source

---

18

[www.kompege.com](http://www.kompege.com)

Internet Source

---

19

[www.researchsquare.com](http://www.researchsquare.com)

Internet Source

---

1 %

1 %

1 %

1 %

1 %

---

Exclude quotes      On

Exclude matches      < 1%

Exclude bibliography      On

---

GRADEMARK REPORT

---

FINAL GRADE

GENERAL COMMENTS

**/0**

**Instructor**

---

PAGE 1

---

PAGE 2

---

PAGE 3

---

PAGE 4

---

PAGE 5

---

PAGE 6

---

PAGE 7

---

PAGE 8

---