

HOME ABOUT LOGIN REGISTER SEARCH CURRENT ARCHIVES ANNOUNCEMENTS

Home > About the Journal > **Editorial Team**

Editorial Team

Editor-in-Chief

[Assoc. Prof. Dr. Tole Sutikno](#), Universitas Ahmad Dahlan, Indonesia

Area Editor for Electrical Power Engineering

[Assoc. Prof. Dr. Ahmet Teke](#), Cukurova University, Turkey

Area Editor for Electronics Engineering

[Prof. Ing. Mario Versaci](#), Università degli Studi di Reggio Calabria, Italy

Area Editor for Power Electronics and Drives

[Prof. Dr. Yang Han](#), University of Electronic Science and Technology of China, China

Area Editor for Instrumentation and Control Engineering

[Prof. Dr. Paolo Visconti](#), University of Salento, Italy

Area Editor for Signal, Image and Video Processing

[Prof. Dr. Nidhal Carla Bouaynaya](#), Rowan University, United States

Area Editor for Communication System Engineering

[Prof. Dr. Zahriladha Zakaria](#), Universiti Teknikal Malaysia Melaka, Malaysia

Area Editor for Computer Network and System Engineering

[Assoc. Prof. Dr. Muhammad Nadzir Marsono](#), Universiti Teknologi Malaysia, Malaysia

Area Editor for Computer Science and Information System

[Assoc. Prof. Dr. Wanquan Liu](#), Curtin University of Technology, Australia

Area Editor for Machine Learning, AI and Soft Computing

[Prof. Dr. Luis Paulo Reis](#), Universidade do Porto, Portugal

Area Editor for Internet of Things

[Assoc. Prof. Dr. Chau Yuen](#), Singapore University of Technology and Design, Singapore

Associate Editors

[Prof. Viranjay Mohan Srivastava](#), University of KwaZulu-Natal, South Africa
[Prof. Dr. Media Anugerah Ayu](#), Sampoerna University, Indonesia
[Prof. Dr. Simon X. Yang](#), University of Guelph, Canada
[Prof. Dr. Ahmad Saudi Samsir](#), Lampung University, Indonesia
[Prof. Dr. Alex Pappachen James](#), Indian Institute of Information Technology and Management-Kerala, India
[Prof. Dr. Antonios Gasteratos](#), Democritus University of Thrace, Greece
[Prof. Dr. Badrul Hisham Ahmad](#), Universiti Teknikal Malaysia Melaka, Malaysia
[Prof. Dr. Chi-Hua Chen](#), Fuzhou University, China
[Prof. Dr. Emilio Jimenez-Macias](#), University of La Rioja, Spain
[Prof. Dr. Francis C. M. Lau](#), Hong Kong Polytechnic University, Hong Kong
[Prof. Franco Frattolillo, Ph.D.](#), University of Sannio, Italy
[Prof. Dr. George A. Papakostas](#), International Hellenic University, Greece
[Prof. Dr. Huchang Liao](#), Sichuan University, China
[Prof. Longquan Yong](#), Shaanxi University of Technology, China
[Prof. Dr. Mahmoud Moghavvemi](#), University of Malaya, Malaysia
[Prof. Ing. Mario Versaci](#), Università degli Studi di Reggio Calabria, Italy
[Prof. Dr. Melchior Pierre](#), University of Bordeaux, France
[Prof. Dr. Pascal Lorenz](#), University of Haute Alsace, France
[Prof. Dr. Qiang Yang](#), Zhejiang University, China
[Prof. Dr. Sanjay Misra](#), Covenant University, Nigeria
[Prof. Dr. Surinder Singh](#), SLIET Longowal, India
[Prof. Dr. Teddy Surya Gunawan](#), International Islamic University of Malaysia, Malaysia
[Prof. Dr. Zhenyu Zhou](#), North China Electric Power University, China
[Prof. Dr. Zita Vale](#), Instituto Politécnico do Porto, Portugal
[Assoc. Prof. Dr. D. Jude Hemanth](#), Karunya University, India
[Assoc. Prof. Dr. Hamed Mojallali](#), The University of Guilan, Iran, Islamic Republic of
[Assoc. Prof. Dr. Imran Sarwar Bajwa](#), Islamia University, Pakistan
[Assoc. Prof. Dr. Jumril Yunas](#), Universiti Kebangsaan Malaysia, Malaysia
[Assoc. Prof. Dr. Peng Zhang](#), University of Connecticut, United States
[Assoc. Prof. Dr. Shahrin Md Ayob](#), Universiti Teknologi Malaysia, Malaysia
[Asst. Prof. Dr. Andrea Francesco Morabito](#), University of Reggio Calabria, Italy
[Asst. Prof. Dr. Domenico Ciunzio](#), University of Naples Federico II, Italy
[Dr. Eng. Roberto de Fazio](#), Università del Salento, Italy
[Dr. Abdullah M. Ilyasu](#), Tokyo Institute of Technology, Japan
[Dr. Adamu I. Abubakar](#), International Islamic University Malaysia, Malaysia
[Dr. Anh-Huy Phan](#), Skolkovo Institute of Science and Technology (Skoltech), Russian Federation
[Dr. Arafat Al-Dweik](#), Khalifa University, United Arab Emirates
[Dr. Arcangelo Castiglione](#), University of Salerno, Italy
[Dr. Arianna Mencattini](#), University of Rome "Tor Vergata", Italy
[Dr. Athanasios Kakarountas](#), University of Thessaly, Greece
[Dr. Aniello Castiglione](#), University of Naples Parthenope, Italy
[Dr. Grienggrai Rajchakit](#), Maejo University, Thailand
[Dr. Javed Iqbal](#), Sarhad University of Science and Information Technology, Pakistan
[Dr. Kennedy O. Okokpujie](#), Covenant University, Nigeria
[Dr. Khader Shameer](#), Mount Sinai Health System, United States
[Dr. Lai Khin Wee](#), Universiti Malaya, Malaysia
[Asst. Prof. Dr. Makram A. Fakhri](#), University of Technology, Iraq
[Mark S. Hooper](#), IEEE Consultants' Network of Silicon Valley, United States
[Prof. Dr. Paolo Crippa](#), Università Politecnica delle Marche, Italy
[Dr. Oammer Hussain Abbasi](#), University of Glasgow, United Kingdom
[Dr. Saleem Abdullah](#), Abdul Wali Khan University Mardan, Pakistan
[Dr. Santhanakrishnan V. R. Anand](#), New York Institute of Technology, United States
[Dr. Sudhanshu Tyagi](#), Thapar Institute of Engineering and Technology, India
[Dr. Winai Jaikla](#), King Mongkut's Institute of Technology Ladkrabang, Thailand

USER

Username
 Password
 Remember me
[Login](#)

QUICK LINKS

- Author Guideline
- Editorial Boards
- Reviewers
- **Online Submission**
- Abstracting and Indexing
- Scopus: Add missing document
- Publication Ethics
- Visitor Statistics
- Contact Us

Scimago Journal Rank (SJR) of TELKOMNIKA



JOURNAL CONTENT

Search

Search Scope
All

[Search](#)

Browse

- By Issue
- By Author
- By Title

HOME ABOUT LOGIN REGISTER SEARCH CURRENT ARCHIVES ANNOUNCEMENTS

Home > Archives > Vol 15, No 4

Vol 15, No 4

December 2017

DOI: <http://doi.org/10.12928/telkomnika.v15i4>

Table of Contents

A Portable Insole Pressure Mapping System	PDF
<i>Kian Sek Tee, Yogindra Syam Hari Javahar, Hashim Saim, Wan Nurshazwani Wan Zakaria, Safinaz Binti Mohd Khialdin, Hazlita Isa, M. I. Awad, Chin Fhong Soon</i>	1493-1500
Important Parameters for Hand Function Assessment of Stroke Patients	PDF
<i>H. Abdul Rahman, C. F. Yeong, K. X. Khor, E. L.M. Su</i>	1501-1511
Vision Based Human Decoy System for Spot Cooling	PDF
<i>Tan Chun Hou, Wan Nurshazwani Wan Zakaria, Tai Sue Jing, Razali Tomari, Tee Kian Sek, Anis Azwani Muhd Suberi</i>	1512-1519
Performance of Modified S-Transform for Power Quality Disturbance Detection and Classification	PDF
<i>Faridah Hanim M. Noh, Munirah Ab. Rahman, M. Faizal Yaakub</i>	1520-1529
New Waste Material to Enhance the Performance of Grounding System	PDF
<i>Nazatul Shiema Moh Nazar, Suresh Thanakodi, Hazuwan Muhammad</i>	1530-1539
Design and Evaluation of Submersible 11/0.415kV Distribution Substation for Flood Prone Areas	PDF
<i>M. D. M. Amir, S. Ishak, A. Raj Gopal</i>	1540-1546
Corona Detection Using Wide Band Antenna and Time Delay Method	PDF
<i>A. A. Raj, S. Ishak, M. D. M. Amir, B. Yogendra, M. Raffi</i>	1547-1553
Image Reconstruction for Solid Profile Measurement in ERT using Non-invasive Approach	PDF
<i>Yasmin Abdul Wahab, Ruzairi Abdul Rahim, Mohd Hafiz Fazalul Rahiman, Leow Pei Ling, Suzanna Ridzuan Aw, Muhammad Jayasuman Pusppanathan, Mohd Fadzli Abd Shaib, Herlina Abdul Rahim, Elmy Johana Mohamad</i>	1554-1564
Generating a Lighting System by Using Pico Hydro System	PDF
<i>G. Subhashini, Devindran Munandy, Raed Abdulla</i>	1565-1573
Investigating Maturity State and Internal Properties of Fruits Using Non-destructive Techniques-a Review	PDF
<i>Mohd Fadzli Abd Shaib, Ruzairi Abdul Rahim, S. Z. M. Muji, Azian Abd Aziz Ahmad</i>	1574-1584
Combining Parameters of Fuel and Greenhouse Gas Costs as Single Objective Function for Optimization of Power Flow	PDF
<i>Ignatius Riyadi Mardiyanto, Hermagasantos Zein, Adi Soeprijanto</i>	1585-1600
Coordination of SPS and CES to Mitigate Oscillatory Condition on Power Systems	PDF
<i>Rahmat Septian Wijanarko, Herlambang Setiadi, Teguh Aryo Nugroho</i>	1601-1609
Embedded Applications of MS-PSO-BP on Wind/Storage Power Forecasting	PDF
<i>Jianhong Zhu, Wen-xia Pan, Zhi-ping Zhang</i>	1610-1624
Parallel Connected VSI Inverter using Multi-carrier based Sinusoidal PWM Technique	PDF
<i>D. Karthikeyan, R. Palanisamy, K. Vijayakumar, A. Velu, D. Selvabharathi</i>	1625-1631
Shunt Active Power Filter based on P-Q Theory with Multilevel Inverters for Harmonic Current Compensation	PDF
<i>Suhendar Suhendar, Teguh Firmansyah, Alief Maulana, Zuldiag Zuldiag, Vektor Dewanto</i>	1632-1640
The Use of Polymer Based Gas Sensor for Detecting Formalin in Food Using Artificial Neural Network	PDF
<i>Budi Gunawan, Arief Sudarmaji</i>	1641-1650
Intelligent Image Capturing Alarm System Using Raspberry Pi	PDF
<i>K.A.M. Annuar, N.A. Ab Hadi, S.K. Subramaniam, M. F. Mohd Ab Halim, M.B. N. Shah, A.F. Kadmin, M.S. Amri, A. Abdul Salam</i>	1651-1658
Performance Analysis of Data Traffic Offload Scheme on Long Term Evolution and IEEE 802.11AH	PDF

USER

Username

Password

Remember me

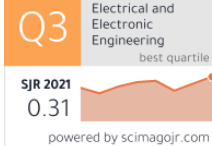
[Login](#)

QUICK LINKS

- Author Guideline
- Editorial Boards
- Reviewers
- **Online Submission**
- Abstracting and Indexing
- Scopus: Add missing document
- Publication Ethics
- Visitor Statistics
- Contact Us

Scimago Journal Rank (SJR) of TELKOMNIKA

Telkomnika (Telecommunication...)



JOURNAL CONTENT

Search

Search Scope

[Search](#)

Browse

- By Issue
- By Author
- By Title

Shunt Active Power Filter Based on P-Q Theory with Multilevel Inverters for Harmonic Current Compensation

Suhendar¹, Teguh Firmansyah^{*2}, Alief Maulana³, Zuldiag⁴, Vektor Dewanto⁵

^{1,2,3,4}Department of Electrical Engineering, University of Sultan Ageng Tirtayasa, Cilegon 42435

⁵Computer Science Department, Bogor Agricultural University, Bogor, Indonesia

*Corresponding author, e-mail: teguhfirmansyah@untirta.ac.id

Abstract

A shunt active power filter based on P-Q theory combined with high pass filters (HPFs) for harmonic-current compensation was proposed in this paper. A dual level H-bridge inverter (DLHI) and clamp diode multilevel inverter (CDMI) as inverters was used. The proposed active power filter was applied to 3-phase power system with 220V voltage and 50Hz frequency. the simulation model was constructed by using Simulink MATLAB. The results show that the proposed active power filter with CDMI produces lower total harmonic distortion (THD) than the active power filters with DLHI. Additionally, the proposed shunt active power filter has lower THD compared with other types of active power filters.

Keywords: CDMI, DLHI, inverter, simulink MATLAB, THD

Copyright © 2017 Universitas Ahmad Dahlan. All rights reserved.

1. Introduction

The power quality is determined by voltage swell, voltage sag, flicker, voltage interruption, negative and zero sequence components, voltage and current harmonics [1, 2]. The use of non-linear load can increase a harmonic current [3]. The harmonic current also cannot contribute to the active power and need to be eliminated to enhance the power quality [4]. Recent efforts have been made to improve the power quality by reducing harmonic current based on active power filters [5]. A three-phase active power filters was proposed by [6]. This active power filter is controlled by the P-Q theory, the notch instantaneous method, and the positive sequence method. A pulse width modulation (PWM) was used as an inverter. This research shows that a notch instantaneous method can reduce a harmonic current with the value of total harmonic distortion (THD) from 19.76 % down to 5.58 %. Furthermore, a positive sequence method can reduce THD to 12.76 %, THD depression does not occur significantly. Compared with the previous methods, the P-Q theory can reduce THD to 3.54 %. The THD result is lower than those of the notch instantaneous and positive sequence methods.

A single-phase shunt active filter with a fuzzy controller and a PI controller for harmonic mitigation was proposed by [7]. This active power filter was applied to 230 V, and 50 Hz power systems. The fuzzy controller was reduced THD significantly in comparison with a conventional PI controllers. The dual-level inverter with a PI controller has THD of 8.39 %, which is higher than dual-level inverter with a fuzzy controller with THD of 5.68 %. In the case of a multi-level inverter, the PI controller has 7.10 % and it is also higher than multilevel inverter with a fuzzy controller with THD 4.47 %. Ref [8] proposed a 3-level (NPC) shunt active power filter based on P-Q theory combined with a fuzzy controller for harmonic-current compensation. The simulation results show that the effectiveness of the designed shunt active filter based on PWM fuzzy logic controllers. THD is reduced after compensation to 2.12 %.

In this paper, we propose a shunt active power filter based on P-Q theory combined with high pass filters (HPFs) for harmonic-current compensation. In this research, we used a dual level H-bridge inverter (DLHI) and clamp diode multilevel inverter (CDMI) as the inverters. We applied the proposed active power filter to 3-phase 220 V and 50 Hz power systems. The superiority of P-Q theory includes the capability of working instantaneously and in time domain [9-11]. The P-Q theory is applied in 3-phase [12]. Hence, P-Q theory considers the 3-phase as a unit, not a superposition or sum of three single-phase circuits [13]. Therefore, the P-

Q theory is flexible in designing shunt active power filters combined with a multilevel inverter for harmonic-current compensation. The design methodology is detailed in the following sections. Section 1 describes the state of the art solutions. Section 2 describes the P-Q theory instantaneous power. Furthermore, the performance of the proposed shunt active power filter is reported in Section 3. Finally, Section 4 concludes this research.

2. Research Method

As shown in Figure 1, we propose a shunt active power filter based on P-Q theory combined with high pass filters (HPFs) for harmonic-current compensation. We applied the proposed active power filter to 3-phase power system with a voltage of 220 V and frequency of 50 Hz. A flow chart for calculation of compensating current shown in Figure 2. A system with nonlinear load was constructed using Simulink MATLAB.

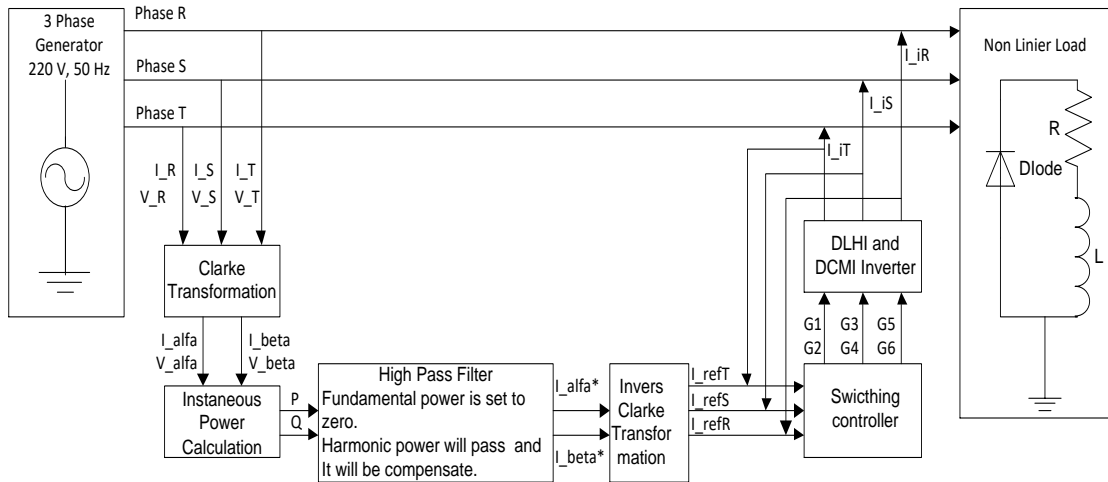


Figure 1. Proposed a shunt active power filter with CDMI and DLHI inverter

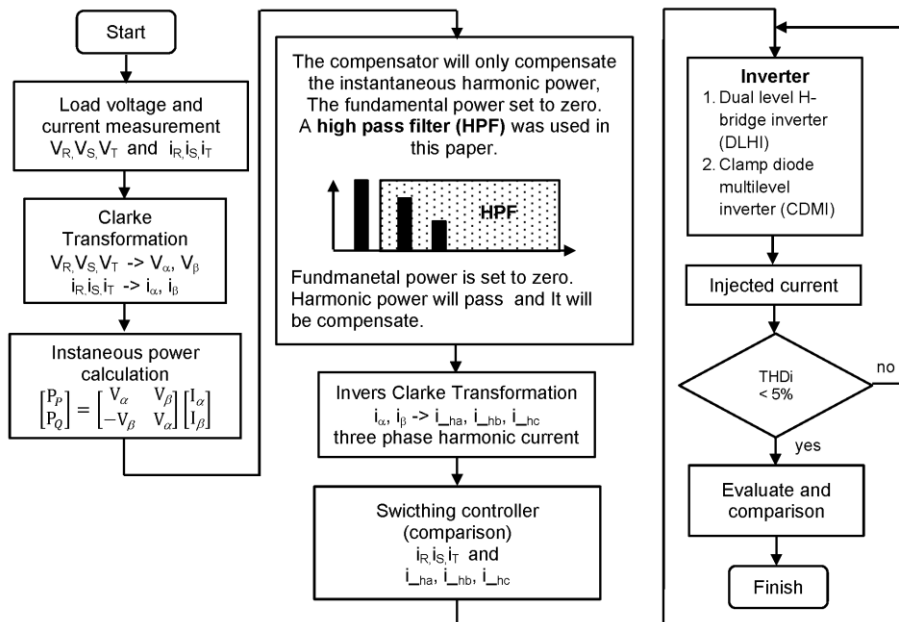


Figure 2. A flow chart for calculation of compensating current

According to IEEE-519 standard, the total harmonic distortion (THD) is given by [14]:

$$THD = \frac{\sqrt{\sum_{h=2}^{\infty} I_{hRMS}^2}}{I_{RMS}} \quad (1)$$

where I_{RMS} is the effective value of fundamental current and I_{hRMS} is the effective value of harmonic current. Filter is not only reduce interference but also reduce harmonics power [15], [16-18]. To reduce the THD, this study was used the P-Q theory. The P-Q instantaneous power theory was introduced by Akagi, et al [13,14]. The P-Q theory consists of Clark Transformation as shown in Figure 2. The three-phase current of I_R, I_S, I_T and voltage V_R, V_S, V_T in R-S-T coordinates transform to α - β coordinates using Equation (2) and (3) [14].

$$\begin{bmatrix} I_{\alpha} \\ I_{\beta} \end{bmatrix} = \sqrt{\frac{2}{3}} \begin{bmatrix} 1 & -\frac{1}{2} & \frac{1}{2} \\ 0 & \frac{\sqrt{3}}{2} & -\frac{\sqrt{3}}{2} \end{bmatrix} \begin{bmatrix} I_R \\ I_S \\ I_T \end{bmatrix} \quad (2)$$

$$\begin{bmatrix} V_{\alpha} \\ V_{\beta} \end{bmatrix} = \sqrt{\frac{2}{3}} \begin{bmatrix} 1 & -\frac{1}{2} & \frac{1}{2} \\ 0 & \frac{\sqrt{3}}{2} & -\frac{\sqrt{3}}{2} \end{bmatrix} \begin{bmatrix} V_R \\ V_S \\ V_T \end{bmatrix} \quad (3)$$

After the Clarke transformation of current and voltage. It's followed by instaneous power calculation. Real power and reactive powers are calculated with (4):

$$\begin{bmatrix} P \\ Q \end{bmatrix} = \begin{bmatrix} V_{\alpha} & V_{\beta} \\ -V_{\beta} & V_{\alpha} \end{bmatrix} \begin{bmatrix} I_{\alpha} \\ I_{\beta} \end{bmatrix} \quad (4)$$

Thus:

$$P = \bar{P} + \tilde{P}$$

$$Q = \bar{Q} + \tilde{Q}$$

where

\bar{P} =instantaneous real power P due to the fundamental component;

\tilde{P} =instantaneous harmonic real power P due to the harmonic component;

\bar{Q} =instantaneous reactive power Q due to the fundamental component;

\tilde{Q} =instantaneous harmonic reactive power Q due to the harmonic component;

In this paper, a high pass filter (HPF) was used. The real power is set to zero and an instantaneous reactive power is set into opposite vectors in order to cancel the reactive component of the line current. The compensator will only compensate the instantaneous reactive power.

$$\begin{bmatrix} I_{c\alpha} \\ I_{c\beta} \end{bmatrix} = \frac{1}{V_{\alpha}^2 + V_{\beta}^2} \begin{bmatrix} V_{\alpha} & V_{\beta} \\ V_{\beta} & -V_{\alpha} \end{bmatrix}^{-1} \begin{bmatrix} -\tilde{P} \\ -Q \end{bmatrix} \quad (5)$$

To get the reference current harmonics, the harmonic currents in the bi-phase system to be transformed by Inverse Clarke Transformation of α - β , which is given by Equation (6) [13,14]

$$\begin{bmatrix} I_{ha} \\ I_{hb} \\ I_{hc} \end{bmatrix} = \sqrt{\frac{2}{3}} \begin{bmatrix} 1 & 0 \\ -\frac{1}{2} & \frac{\sqrt{3}}{2} \\ -\frac{1}{2} & -\frac{\sqrt{3}}{2} \end{bmatrix} \begin{bmatrix} I_{c\alpha} \\ I_{c\beta} \end{bmatrix} \quad (6)$$

The controller is used for generating pulses as the input of the inverter by comparing the value of the reference current and the current measured. The last circuit is an inverter. Figure 3 and Figure 4 show the MATLAB simulation of dual level H-bridge inverter (DLHI) dan clamp diode multilevel inverter (CDMI), respectively. Table 2 shows the parameter of simulation and Table 3 shows the comparing reference current and the current measured.

Table 2. Parameter of Shunt Active Power Filter Simulation

Parameter	Value
Power system	Three Phase
Vs	220 V
Frequency	50 Hz
RI	100 Ω
LI	5 H
Rf	10 Ω
Lf	5 H

Table 3. The Comparing Reference Current and the Current Measured

Condition	State	
	G1	G2
$I_{ha} \geq I_R$	1	0
$I_{ha} < I_R$	0	1
$I_{hb} \geq I_S$	1	0
$I_{hb} < I_S$	0	1
$I_{hc} \geq I_T$	1	0
$I_{hc} < I_T$	0	1

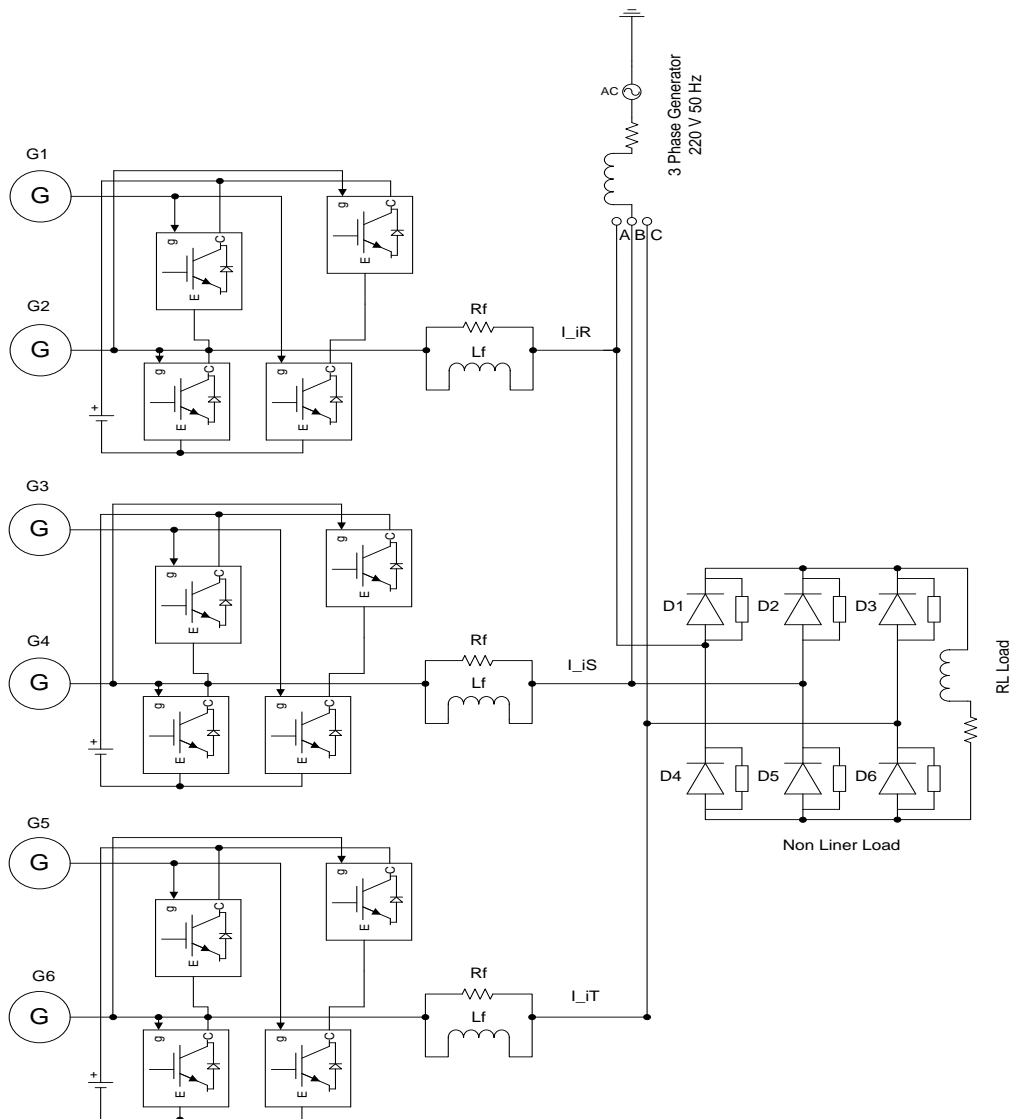


Figure 3. Dual level H-bridge inverter (DLHI) [This Research: Inverter Model 1]

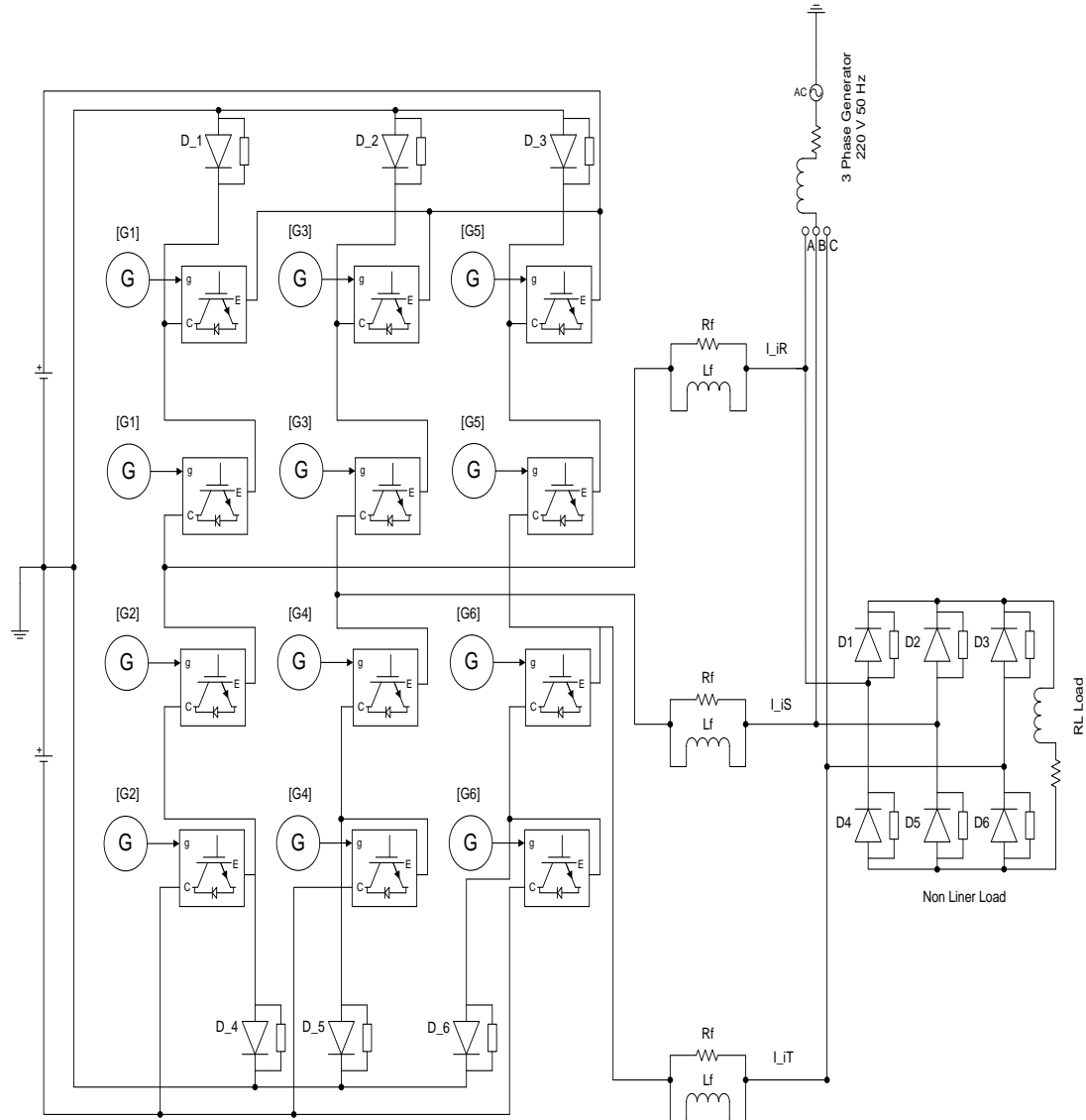


Figure 4. Clamp diode multilevel inverter (CDMI) [This Research: Inverter Model 2]

3. Result and Analysis

The performances of the proposed shunt active power were explained in this section. Section 3.1 shows the performance of three-phase power system with nonlinear load without an active filter. Furthermore, section 3.2 and section 3.3 was explained shunt active power filter with dual level H-bridge inverter (DLHI) and clamp diode multilevel inverter (CDMI), respectively.

3.1. Performance the three phase power system with nonlinear load

A system with nonlinear load as shown in Figure 3, and the THD before the shunt active filter operation has 28.41 %, 27.08 %, and 28.35 % for phase R, phase S, and phase T, respectively. It is shown that a nonlinear load was effected to increase the THD value. Figure 5a. shows a three phases of current in transient condition and steady state condition. At the steady state condition, the Fourier Series approximations of I_R current is shown in Figure 6 and the Equation of I_R is given by:

$$I_R = 2.6 \sin(\omega t) + 0.07 \sin(3\omega t + 230^\circ) + 0.55 \sin(5\omega t + 145^\circ) + 0.33 \sin(7\omega t + 56.4^\circ) + 0.06 \sin(9\omega t + 163.7^\circ)$$

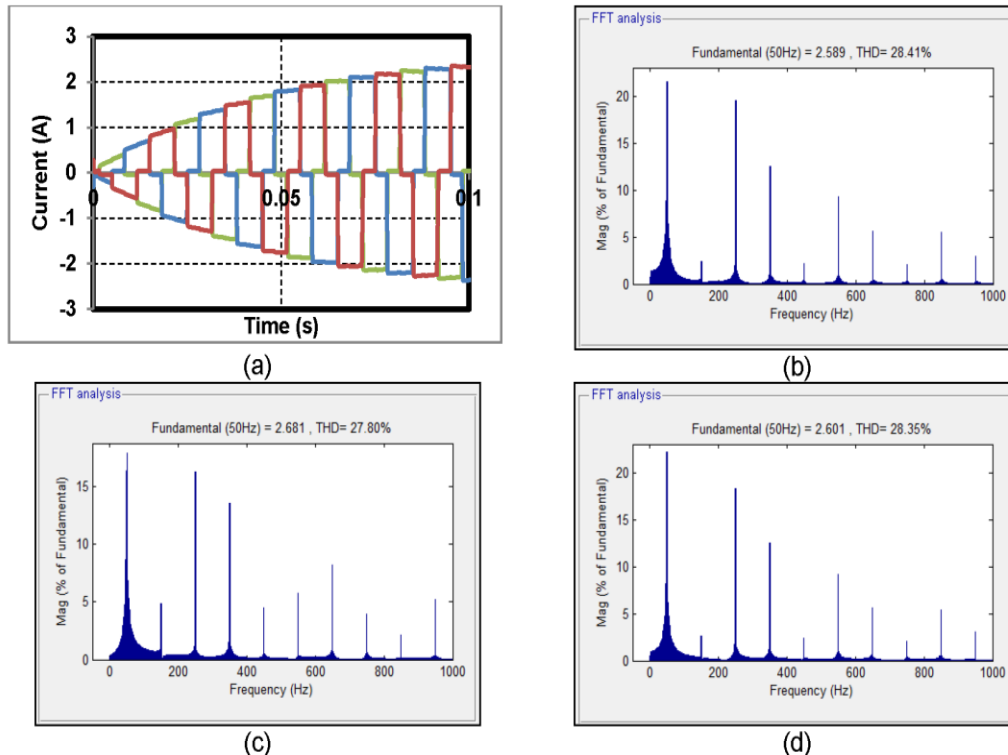


Figure 5. A system before the shunt active filter operation (a) Three phase current, (b) Total harmonic distortion phase R (I_R), (c) Total harmonic distortion phase S (I_S), (d) Total harmonic distortion phase T (I_T)

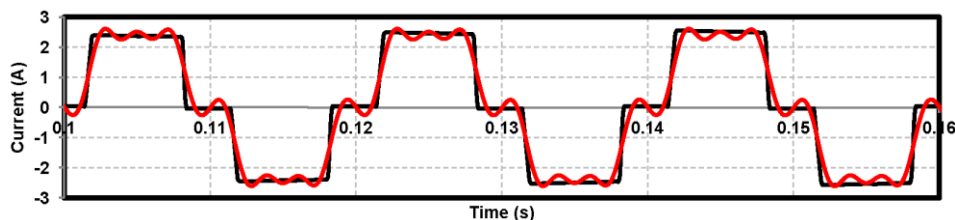


Figure 6. The Fourier Series approximations of I_R current

The FFT analysis shows that the three phases system has large a total harmonic distortion (THD) and the time domain plot also agrees with Fourier Series approximations. The Fourier Series approximations shows that the three phases system has a lot of harmonic frequency. This paper was proposed a shunt active power filter based on P-Q theory. As an inverter, a dual level H-bridge inverter (DLHI) and clamp diode multilevel inverter (CDMI) was used in this research.

3.2. Performance Shunt Active Filter with dual level H-bridge inverter (DLHI)

The performance shunt active filter with dual level H-bridge inverter (DLHI) is shown in Figure 7. It is shown that before the shunt active filter operation, the source of current is highly rich in harmonics. After the shunt active filter starts the compensation process, the source is sinusoidal with phase 0° , 120° , and 240° . A Powergui FFT Analysis Tools on Powergui Matlab Simulink is used to get the value of THD. The THD before the shunt active filter operation has 28.41 %, 27.08 %, and 28.35 %. The THD after the shunt active filter with dual level H-bridge inverter (DLHI) has 3.73 %, 3.72 %, and 4.53 %. The THD value has conformity with the standard IEEE recommendations (THD $\leq 5\%$).

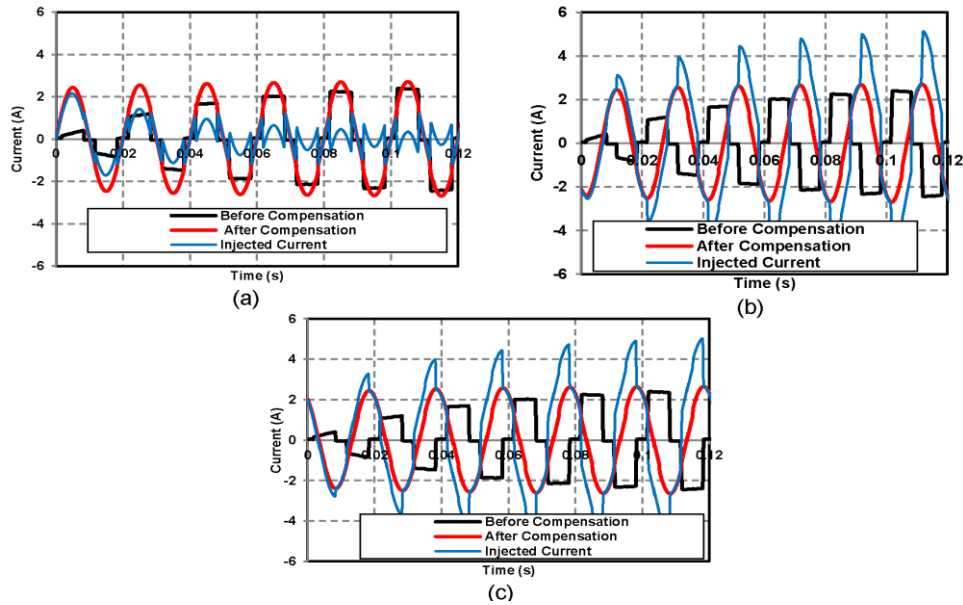


Figure 7. (a) The source current (I_R) after and before compensation with injected current by dual level H-bridge inverter (DLHI), (b) The source current (I_S) after and before compensation with injected current by dual level H-bridge inverter (DLHI), (c) The source current (I_T) after and before compensation with injected current by dual level H-bridge inverter (DLHI)

3.3. Performance Shunt Active Filter with clamp diode multilevel inverter (CDMI)

The performance shunt active filter with a clamp diode multilevel inverter (CDMI) is shown in Figure 8. It is shown that before the shunt active filter operation, the source of current is highly rich in harmonics. After the shunt active filter starts the compensation process, the source is sinusoidal with phase 0° , 120° , and 240° . The THD after the shunt active filter with clamp diode multilevel inverter (CDMI) has 1.91 %, 1.93 %, and 1.91 %. The THD value has conformity with the standard IEEE recommendations (THD $\leq 5\%$).

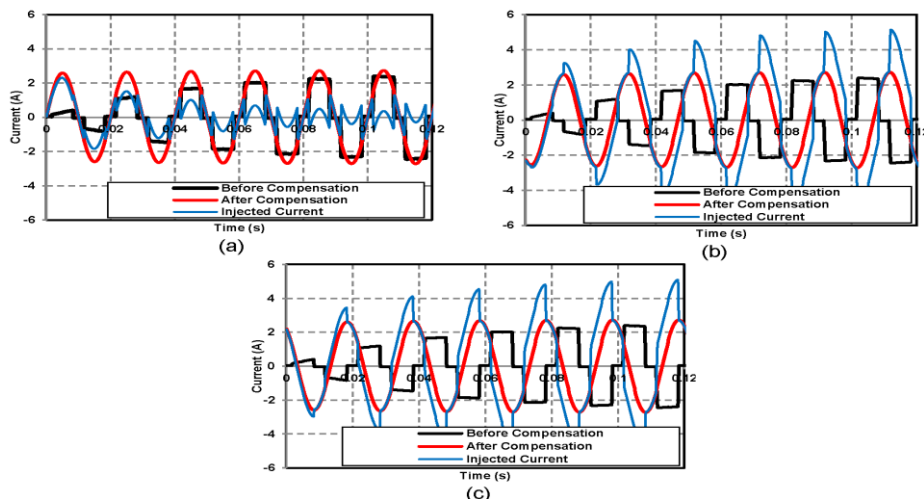


Figure 8. (a) The source current (I_R) after and before compensation with injected current by clamp diode multilevel inverter (CDMI), (b) The source current (I_S) after and before compensation with injected current by clamp diode multilevel inverter (CDMI), (c) The source current (I_T) after and before compensation with injected current by clamp diode multilevel inverter (CDMI)

The result showed that active power filter with CDMI produced lower total harmonic distortion (THD) than active power filter with DLHI. The THD with DLHI and CDMI is lower than limits of IEEE harmonics standards. It is also shown that the proposed shunt active power filter has lower THD compared to another type of active power filter as shown in Table 4.

Table 4. The THD Value Compared to Another Type of Active Power Filter

References	Systems	Controller	Inverter	THD before compensation	THD after compensation
Ciprian Balanuta, et al [6]	3-phase 300 V 50 Hz	Notch control	pulse width modulation	19.76 %	5.58 %
		P-Q Theory		19.76 %	3.54 %
		Positive Sequences		19.76 %	12.76 %
C L Anooja [7]	1-phase 230 V 50 Hz	PI controller	dual-level inverter	15.5 %	8.39 %
		Fuzzy controller	multi-level inverter	15.5 %	7.10 %
			dual-level inverter	15.5 %	5.68 %
Chennai Salim [8]	3-phase 220V 50 Hz	Fuzzy controller	pulse width modulation	28.16 %	2.12 %
			This work	3-phase 220 V 50 Hz	P-Q Theory combine HPF
[Inverter Model 1]	Phase S = 27.08 %	Phase S = 3.72 %			
clamp diode	Phase T = 28.35 %	Phase T = 4.53 %			
multilevel inverter (CDMI)	Phase R = 28.41 %	Phase R = 1.91 %			
[Inverter Model 2]	Phase S = 27.08 %	Phase S = 1.93 %			
				Phase T = 28.35 %	Phase T = 1.91 %

4. Conclusion

A shunt active power filter based on P-Q theory with dual level H-bridge inverter (DLHI) and clamp diode multilevel inverter (CDMI) was design, modified, and analyzed. This shunt active power filter was applied to 3 phase power system with a voltage of 220 V and frequency of 50 Hz. The simulation model was constructed using Simulink MATLAB. The simulation result showed that active power filter with CDMI produced lower total harmonic distortion (THD) than active power filter with DLHI. The two cases studied in conformity with the standard IEEE recommendations (THD $\leq 5\%$). It is also shown that the proposed shunt active power filter has lower THD compared to another type of active power filter.

References

- [1] Ahuja, Rajesh KC, Aasha. Hysteresis Control for Current Harmonics Suppression Using Shunt Active Filter. *International Journal of Advancements in Research and Technology (IJART)*. 2012; 1(6): 17-24.
- [2] Akagi H. New Trends in Active Filters for Power Conditioning. *IEEE Transaction on Industrial Applications*. 1996; 32(4): 1312-1322.
- [3] O Abdelkhalak. A Novel Theory Of Reference Harmonic Current Identification Based On The Per Unit System Used For The Active Filters. *Journal of Electrical & Electronics Engineering (JEEE)*. 2008; 8(2): 747-757.
- [4] Ciprian B, Gelu G. Three-Phase Active Power Filter Control Using Notch Instantaneous P-Q Theory and Positive Sequence Method. *Scientific Bulletin of the Electrical Engineering (SBEE)*. 2011; 3(17): 11-17.
- [5] Karuppanan PV. Adaptive-Fuzzy Controller Based Shunt Active Filter for Power Line Conditioners. *TELKOMUNIKA*. 2014; 9(2): 203-210.
- [6] S Narmada. Simulink Model of Elimination of Harmonics By Using Multilevel - Inverters Through Hysteresis Control. *International Journal of Advanced Trends in Computer Science and Engineering (IJATCSE)*. 2013; 2(1): 286-292.
- [7] CL Anooja, N Leena. Single Phase Shunt Active Filter with Fuzzy Controller for Harmonic Mitigation. *International Journal of Scientific & Engineering Research (IJSER)*. 2013; 4(9): 445-451.
- [8] Chennai S, Benchouia MT. Fuzzy Controller for Harmonic Currents Compensation under Non-Ideal Voltage Conditions. *International Journal on Electrical Engineering and Informatics (IJEEI)*. 2014; 6(2): 342-358.

-
- [9] Krishna VS, Priyank B. Matlab Simulation of Single Phase Shunt Active Filter Based on PQ Theory. *International Journal of Advances in Electrical and Electronics Engineering (IJAEEE)*. 2012; 2(3): 349-357.
- [10] T Himabindu. Performance of Single Phase Shunt Active Filter Based on P-Q Technique Using Matlab/Simulink. *International Journal of Engineering Research & Technology (IJERT)*. 2012; 1(9): 1-5
- [11] G Vijayakumar, R Anita. Real time digital simulation of shunt active filter for mitigation of current harmonics with P-Q theory. *Scientific Research and Essays (SRE)*. 2013; 8(26): 1239-1251.
- [12] Priyank RB, Pinkal JP. *Shunt Active Filter: PSIM based Simulation and analysis using P-Q theory*. Proc. of the International Conference on Science and Engineering (ICSE), 2011: 90-93.
- [13] Pradeep K. Simulation of Three-Phase Three-Wire Active Power Filter using p-q Theory. *International Journal of Innovative Research in Electrical, Electronics, Instrumentation and Control Engineering (IJIREEICE)*. 2016; 4(3): 5-8.
- [14] M Priya, Uthaya, Suresh B. Simulation Results of a Shunt Active Power Filter Using P-Q Theory Power Components Calculations. *International Journal of Advance Research in Computer Science and Management Studies (IJARCSMS)*. 2014; 2(2): 250-254.
- [15] W Gunawan, et al. Design of triple-band bandpass filter using cascade tri-section stepped impedance resonators. *Journal of ICT Research and Applications*. 2016; 10: 43-56.
- [16] W Gunawan, et al. Multiband bandpass filter (BPF) based on folded dual crossed open stubs. *International Journal of Technology*. 2014; 5: 32-39.
- [17] F Teguh, et al. Multiband RF low noise amplifier (LNA) base on multi section impedance transformer for multi frequency application. *International Journal of Applied Engineering Research*. 2016; 11: 3478-3483.
- [18] G Wibisono, T Firmansyah. *Design of dielectric resonators oscillator for mobile WiMAX at 2,3 GHz with additional coupling $\lambda/4$* . IEEE Region 10 Conference TENCON. 2011: 489-493.